

SPA & SAUNAS



- 454 SPA PRODUCT RANGE
- 455 Optional equipment
- 459 Model comparison
- 461 Spa Pure, New'Art
- 562 Spas - Evolution
- 463 Spas - Pacific
- 464 Spas - Emotion-Select E
- 465 Spas - Equilibre
- 466 Spas - Alexandria
- 468 Swim spas
- 472 Spa kits
- 473 Spa linens
- 474 Spa Accessories
- 483 Stainless Steel Spas
- 488 Acrylic spas
- 493 Spa optional kits
- 495 Vitality pools
- 499 Waterfalls and water jets,
501 hydromassage beds.
- 504 Harvia Saunas
- 511 Harvia Sauna Stoves
- 514 Harvia Control Panels
- 515 Sauna Accessories
- 516 Sauna Doors
- 517 Steam Rooms
- 520 Harvia Steam Generators
- 525 Ice Cabins

SPA SERIES

Our spa series



Ocean Dreams series

- + This spa product line is designed for the most demanding users.
- + Ergonomic spas with numerous features and configuration options.



Swimspa series

- + Swimspa facilities are a type of small, private swimming pool.
- + Versatile, powerful, and compact. A health and wellness center that can be used all year round.



Essential series

- + Achieving a balance between performance and features by offering the optimum massage experience.
- + Functional spas where you can personalize the cabin and the acrylics.



Origins series

- + An ideal series for those looking for a simple solution.
- + Basic spas with all AstralPool quality in various formats.

Our spa series

Features

Acrylic paints

Cabin colors

Ocean Dreams



Upper segment

+ Smart Spas




+ Energy awareness:



+ A superior massage experience.


+ Ultraviolet disinfection system

+ Wide range of accessories: Touch Panel, Chromotherapy, Aromatherapy and Bluetooth Audio (4.1)




No. 44 White

No. 59 Sterling



N°65 Alba

No. 64 Pearl Shadow



N° 46 Blue Marble N° 27 Silver



Graphite


Thunder



Creek

Butterfly

Pure and New Art models



No. 44 White

No. 59 Sterling



Solid Surface

Essential



Balance between performance and features

+ Functional features of the product


+ Insulation system:



+ Optimal massage experience


+ Ozone disinfection system

+ Accessories: Bluetooth audio(2.1)



No. 44 White

No. 59 Sterling



No. 65 Alba

No. 64 Pearl Shadow




N° 46 Blue Marble N° 27 Silver



Graphite

Thunder

Balance E and Equilibre E models



No. 44 White

No. 59 Sterling



Infinity

Origins



Simple solutions

+ Best yacht performance series


+ Standard insulation system:



+ The ideal massage experience

+ Ozone disinfection system

+ Accessories: Bluetooth audio(2.0)




No. 44 White

No. 59 Sterling



Ash



NORDIC
INSULATION
SYSTEM



OPTIONAL EQUIPMENT

EcoSpa Insulation System

EcoSpa is one of the best thermal insulation systems currently available on the market. This comprehensive system minimizes heat loss through convection and conduction, and utilizes the heat generated by the heaters and pumps located within the spa. The walls feature a 30 mm thick layer of special polyurethane foam insulation. A strong ABS plastic substructure beneath the cladding ensures complete waterproofing. Finally, an isothermal membrane between 100 and 130 mm thick provides additional insulation.

All these features minimize heat loss and maximize the recovery of heat generated by the spa's components, thus reducing energy consumption by up to 67%. With ECOSpa Insulation, maintaining water at a temperature of 38°C from a room temperature of 20°C requires 6.48 kW/hour, while without this system, 19.52 kW/hour of energy is needed.

Nordic Insulation System

The NORDIC INSULATION SYSTEM is designed for cold environments and can improve the energy efficiency of your spa.

The Scandinavian insulation system incorporates a 10 mm thick insulation material consisting of five layers. This insulation layer is positioned along the edges and curves of the spa to create an insulating air chamber on the inside. The five layers are constructed as follows:

Aluminum.

RC9 bubble wrap + low-density polyethylene (double layer).


FONPEX cross-linked polyethylene foam (20 kg/m³).

RC9 bubble wrap + low-density polyethylene (double layer).


Aluminum.

This system is more advanced than the EcoSpa insulation system because it minimizes areas where heat leakage may occur and optimizes spa energy performance under extreme temperature conditions.

The difference between EcoSpa and Nordic insulation systems as seen in the thermal camera:



EcoSpa Insulation System




Nordic Insulation System

Touchscreen Wi-Fi control panel

The Balboa Wi-Fi control panel allows you to access your spa remotely, whether from your home or from afar, using your smart device (Android™ or iPhone®). All you need is a 3G, 4G, or Wi-Fi connection to access and control your spa via your mobile phone or tablet.



Using the Wi-Fi control panel, you can ensure the spa is always ready for use. Instead of going outside and fiddling with buttons on the control panel, this app will allow you to change your spa settings from your mobile phone or tablet.

The app features a complete control interface allowing you to adjust water temperature,



OPTIONAL EQUIPMENT

LumiPlus + Bluetooth Audio System, Available only in fully coated portable spas.



Natural treatments are one of the essential health resources provided by a spa. Chromotherapy and music therapy are excellent complements to any spa.

Chromotherapy is a natural technique based on the use of colors to help your mind and body find their natural physical and emotional balance. With the LumiPlus option selected, 5 LED spotlights are installed in your spa, allowing you to enjoy a stunning lighting system. Thanks to the 5 LED spotlights, you can always choose colors that match your mood.



The Bluetooth Audio System allows playback from any mobile phone, MP4 player, or audio equipment via a simple Bluetooth connection, without the need for any cables, within a range of up to 7 meters. Now you can transform your spa into a relaxation, health, and beauty center.

The Advance product line includes a 4.1 Bluetooth Audio System consisting of four external speakers, a built-in subwoofer, and a Bluetooth receiver.

The Essential product range includes a 2.1 Bluetooth Audio System consisting of two external speakers, a built-in subwoofer, and a Bluetooth receiver.

LumiPlus + Bluetooth Audio System System Option

Blue Connect Plus



Feel free to remove your SPA key with peace of mind.

Blue Connect analyzes water quality and recommends the necessary chemicals for maintaining your Jacuzzi.

Advanced technology connected to your smartphone.

Blue Connect Plus is a smart jacuzzi water analyzer that monitors your water quality and informs you about the number of products available for your jacuzzi. See it all from your smartphone.

Sit back and relax. Thanks to Blue Connect, the Jacuzzi is at your fingertips.

Monitor your Jacuzzi from anywhere with the connected Hot Tub water analyzer and the free Blue Connect app.

STANDARD EQUIPMENT



Ozone disinfection system

Ozone is a special type of "active oxygen" found in nature. Ozone is a powerful oxidizing agent and, unlike traditional chemical products, it leaves no toxic residue behind and simply reverts back to oxygen when it has finished its work.

Furthermore, tests have proven that it effectively kills bacteria and mold.

AstralPool includes a high-performance, integrated ozone system as standard in all its portable spas.

It produces spas equipped with generators. The ozone device has numerous benefits: with its high redox potential.

Safer, cleaner, and purer water usage without chloramines, trihalomethanes, and other chlorine products. Algae control and water disinfection are achieved using lower amounts of chemicals.

A spa with ozone-treated water is one of the most enjoyable relaxation and hydrotherapy experiences.



Ultraviolet disinfection system

Spas equipped with ultraviolet (UV) systems are disinfected using UV technology. Thanks to the UV lamp, all bacteria in the water are eliminated. The advantages of the ultraviolet system can be summarized as follows:

- It keeps the water clean and clear.
- It is an effective and safe way to disinfect water.
- UV-C light breaks down bound chlorine.
- It protects the water from germs.
- It keeps mold, bacteria, and algae growth under control.
- It can reduce the amount of chlorine and other chemical products used by up to 80%.
- It prevents the odor of chlorine and irritation to the skin and eyes (bloody eyes).
- It is more environmentally friendly than traditional methods.

Using this system, all bacteria, mold, and algae will be automatically removed from your spa, keeping it germ-free without any maintenance.




Aroma is available only in spas with blowers.

Aromatherapy offers the therapeutic properties of pure aromas for a natural treatment, making a significant contribution to helping restore your natural balance and harmony.

No one is indifferent to scents. They evoke emotions, memories, and dirt. Enhance the relaxing effect of your spa by adding a fragrance!

SPA SERIES

+ MODEL COMPARISON



MODEL	Ocean Dreams Series						Essential Series				Origins Series		
	Puree	New Art	Evolution	70 in Atlantic	Pacific 70	Ocean 70	Select E	Emotion E	Equilibrium E	Balance E	Alexandria	Baia	Malea
Code	68450	68449	32474	62399	69130	69863	76894	69122	73076	74134	76307	76173	76306

General Information

Dimensions cm (± 2 cm)	220 x 220 x 78	220 x 220 x 78	233 x 233 x 91	216 x 216 x 90	216 x 216 x 90	216 x 167 x 74	216 x 216 x 90	216 x 216 x 90	216 x 167 x 74	198 x 198 x 74	216 x 167 x 74	216 x 216 x 90	198 x 198 x 74
Number of seats (sitting/lying down)	4 (4 / -)	5 (3 / 2)	5 (3 / 2)	5 (3 / 2)	6 (5 / 1)	3 (1 / 2)	6 (5 / 1)	5 (3 / 2)	3 (2 / 1)	5 (3 / 2)	3 (1 / 2)	5 (3 / 2)	5 (3 / 2)
Graphite Coating	-	-	Optional	Optional	Optional	Optional	Optional	Optional	-	-	-	-	-
Coastal Grey Coating	-	-	-	-	-	-	-	-	-	-	-	-	-
Thunder Coating	-	-	Optional	Optional	Optional	Optional	Optional	Optional	-	-	-	-	-
Creek Coating	-	-	Optional	Optional	Optional	Optional	-	-	-	-	-	-	-
Butter Coating	-	-	Optional	Optional	Optional	Optional	-	-	-	-	-	-	-
Ini nity Coating	-	-	-	-	-	-	-	-	Optional	Optional	-	-	-
Solid surface coating	•	•	-	-	-	-	-	-	-	-	-	-	-
Ash Coating	-	-	-	-	-	-	-	-	-	-	•	•	•
Unfurnished	-	-	Optional	Optional	Optional	Optional	Optional	Optional	Optional	Optional	-	-	-

Options

Nordic Insulation System	Optional	Optional	Optional	Optional	Optional	Optional	-	-	-	-	-	-	-
EcoSpa Insulation System	•	•	Optional	Optional	Optional	Optional	Optional	Optional	Optional	Optional	-	-	-
Environmentally Friendly Insulation System	-	-	-	-	-	-	-	-	-	-	•	•	•
Bluetooth Audio System	Optional (System 4.1)	Optional (System 4.1)	Optional (System 4.1)	Optional (System 4.1)	Optional (System 4.1)	Optional (System 4.1)	Optional (System 2.1)	Optional (System 2.1)	-	Optional (System 2.1)	Optional (System 2.0)	Optional (System 2.0)	Optional (System 2.0)
LumiPlus LED lighting system	•	•	•	•	•	•	Optional	Optional	-	-	-	-	-
Stainless steel jets	•	•	•	•	•	•	•	•	•	•	•	•	•
Stainless steel bar	-	-	•	•	•	•	-	-	-	-	-	-	-
Touchscreen Wi-Fi Panel	Optional	Optional	Optional	Optional	Optional	Optional	-	-	-	-	-	-	-
Blue Connect Plus	-	-	Optional	Optional	Optional	Optional	-	-	-	-	-	-	-

Configurations

Number of jets	27	28	56	52	51	42	51	32	26	31	26	62	31
Number of blower nozzles	12	14	16	14	10	-	-	12	-	12	-	-	12
Waterfall	-	-	-	2	2	-	1	-	-	-	-	-	-
Fountain	-	-	2	-	-	-	-	-	-	-	-	-	-
Headrest pillow	2	3	3	3	3	3	3	3	3	3	3	3	3
Digital control panel	1	1	2	1	1	1	1	1	1	1	1	1	1
Ozone system	-	-	-	-	-	-	•	•	•	•	•	•	•
Ultraviolet system	•	•	•	•	•	•	-	-	-	-	-	-	-
Aromatherapy	•	-	•	•	•	-	-	-	-	-	-	-	-
Chromotherapy	5 LEDs+ light Tab	5 LEDs+ light Tab	5 LEDs+ light Tab	5 LEDs+ light Tab	5 LEDs+ light Tab	5 LEDs+ light Tab	1 LED	1 LED	1 LED	1 LED	1 LED	1 LED	1 LED

Body and Cover

High-strength metal structure	•	•	•	•	•	•	•	•	•	•	•	•	•
Insulated ABS base	•	•	•	•	•	•	•	•	•	•	•	•	•
Isothermal blanket	•	•	•	•	•	•	•	•	•	•	•	•	•

Technical Equipment

Filtration pump	200 W	200 W	200 W	200 W	200 W	200 W	200 W	200 W	-	-	-	200W	-
Massage pump	1.8 kW / 2.5 HP	1.8 kW / 2.5 HP	2 x 2.2 kW / 3 HP	2 x 1.8 kW / 2.5 HP	2 x 1.8 kW / 2.5 HP	2.2 kW / 3 HP	2 x 1.8 kW / 2.5 HP	1 x 1.8 kW / 2.5 HP	1.8 kW / 2.5 HP, 2 Vel.	1.8 kW / 2.5 HP, 2 Vel.	1.8 kW / 2.5 HP	2 x 1.8 kW / 2.5 HP	1.8 kW / 2.5 HP
Blower pump	1150 W	1150 W	400 W	400 W	400 W	-	-	400 W	-	400 W	-	-	400 W
Electric heater	3 kW	3 kW	3 kW	3 kW	3 kW	3 kW	3 kW	3 kW	3 kW	3 kW	2 kW	3 kW	2 kW

Power consumption and capacity

Power consumption (W)	3400 W	3400 W	5200 W	4400 W	4400 W	3400 W	3780 W	3400 W	3400 W	3400 W	2400 W	3800 W	2650 W
Required power (A) at 230 V	14.6 A	14.6 A	22.4 A	19.1 A	19.1 A	14.6 A	16.8 A	14.6 A	14.6 A	14.6 A	10.4 A	16.5 A	11.5 A
Connection 230 V or 400 V III	•	•	•	•	•	•	•	•	•	•	•	•	•
Water capacity (liters)	975 l	975 l	1.610 l	1.138 l	1.138 l	780 l	930 l	930 l	780 l	935 l	780 l	980 l	935 l
Spa weight (Empty / Full)	450 kg / 1425 kg	450 kg / 1425 kg	378 kg / 1988 kg	327 kg / 1227 kg	327 kg / 1465 kg	229 kg / 1009 kg	327 kg / 1257 kg	327 kg / 1257 kg	307 kg / 1087 kg	246 kg / 1181 kg	229 kg / 1009 kg	330 kg / 1310 kg	253 kg / 1181 kg

MODEL COMPARISON



MODEL	Swimspa Series					Recessed Series		
	Swimspa Dual	Swimspa Mediterranea	Swimspa Creta	Swimspa Compact	Swimspa Lagoon	Evolution 70	Thalassa E	Ronda 30
Code	74238	64414	67203	69128	74237	49722	78678	49859

General Information								
Dimensions cm (± 2 cm)	600 x 230 x 138	500 x 230 x 138	400 x 230 x 138	400 x 230 x 138	400 x 230 x 138	216 x 216 x 90	216 x 216 x 90	Ø 205
Number of seats (sitting/lying down)	1 Vertical+4 (2 / 2)	4 (2 / 2)	4 (2 / 1 / 1)	1 Vertical	1 Vertical	5 (3 / 2)	6 (5 / 1)	5 (5 / 0)
Graphite Coating	-	-	-	-	-	-	-	-
Coastal Grey Coating	Optional	Optional	Optional	Optional	Optional	-	-	-
Thunder Coating	-	-	-	-	-	-	-	-
Creek Coating	-	-	-	-	-	-	-	-
Butter Coating	-	-	-	-	-	-	-	-
Infinity Coating	Optional	Optional	Optional	Optional	-	-	-	-
Solid surface coating	-	-	-	-	-	-	-	-
Unfurnished	Optional	Optional	Optional	Optional	Optional	•	•	•

Option								
EcoSpa Insulation System	Optional	Optional	Optional	Optional	Optional	-	-	-
Nordic Insulation System	-	-	-	-	-	-	-	-
Bluetooth Audio System	Optional (System) 4.1	Optional (System) 4.1	Optional (System 4.1)	Optional (System) 4.1	-	-	-	-
LumiPlus LED lighting system	•	•	•	•	•	-	-	-
Stainless steel jets	•	•	•	•	•	•	•	•
Stainless steel bar	•	•	•	•	-	-	-	-
Wi-Fi Spa Control	Optional	Optional	Optional	Optional	-	-	-	-
Blue Connect Plus	Optional	Optional	Optional	Optional	Optional	Optional	Optional	Optional
rowing set	Optional. Code: 74496	-	Optional	-	Optional	-	-	-

Configurations								
Number of jets	16 + 5 Turbo Jets + 30 Jets	27 + 5 Turbo Jets	54 + 4 Turbo Jets	16+5 Turbo Jets	12	56	28	20 + 10
Number of blower nozzles	-	-	-	-	-	16	16	20
Waterfall	-	1	-	-	-	-	-	10
Headrest pillow	3	2	3	-	-	3	3	-
Digital control panel	2	1 +aux	1	1	Balboa TP600	1	1	1
Ozone system	-	-	-	-	-	Optional	Optional	Optional
Ultraviolet system	•	•	•	•	•	-	-	-
Aromatherapy	-	-	-	-	-	-	-	-
Chromotherapy	5 LEDs + light tab	5 LEDs + light tab	5 LEDs + light tab	5 LEDs + light tab	1 LED	1 LED	1 LED	1 LED

Body and Cover								
High-strength metal structure	•	•	•	•	•	•	•	•
Insulation base	•	•	•	•	•	•	•	•
Isothermal blanket	•	•	•	•	•	Optional	Optional	Optional

Technical Equipment								
Filtration pump	400 W + 200 W	400 W	400 W	400 W	400 W	600 W	600 W	600 W
Massage pump	3 x 2.2 kW / 3 HP + 2.2 kW / 3 HP	3 x 2.2 kW / 3 HP	3 x 2.2 kW / 3 HP	3 x 2.2 kW / 3 HP	1.5 kW / 2 HP	2 x 2.2 kW / 3 HP	1 x 1.8 kW / 2.5 HP	1 x 1.8 kW / 2.5 HP
Blower pump	-	-	-	-	-	900 W	900 W	900 W
Electric heater	3 kW + 3 kW	3 kW	3 kW	3 kW	3 kW	3 kW	3 kW	3 kW

Power consumption and capacity								
Power consumption (W)	9500 W	7000 W	7000 W	7000 W	3400 W	5927 W	3650 W	3650 W
Required power (A) at 230 V	41.3 A	30.4 A	30.4 A	30.4 A	14.78 A	25.8 A	15.9 A	15.9 A
Connection 230 V or 400 V III	•	•	•	•	•	•	•	•
Water capacity (liters)	6780 l	8500 l	6000 l	6000 l	6000 l	1610 l	980 l	780 l
Spa weight (Empty / Full)	1379 kg / 8159 kg	1177 kg / 9677 kg	1177 kg / 7177 kg	1150 kg / 7150 kg	1150 kg / 7150 kg	378 kg / 1988 kg	330 kg / 1310 kg	307 kg / 1445 kg

SPA'S - OCEAN DREAMS SERIES

Pure



White (44)
Solid Surface Cabin



ACRYLIC COLOR



No. 44

TECHNICAL SPECIFICATIONS

Dimensions in cm(± 2cm)	220 x 220 x 78
Number of seats (sitting/reclining)	4 (4 / -)
Jet + blower nozzle say1s1	27 + 12
Maximum power consumption (A) 230V	3400 W - 14.6 A
Water capacity	975 L
Weight (bo_ / dolu)	450 kg / 1.425 kg

EXPLANATION

The Pure Jacuzzi is the most stylish and luxurious spa in the series, ideal for those seeking something different. With its high performance, incredible and modern design, and five-spot LED lighting system with an illuminated front frame, the Pure Jacuzzi will blend perfectly into any space.

Options:

- Bluetooth 4.1 audio system
- Nordic Insulation System
- Touchscreen Wi-Fi Panel

Code	Standard Package	Standard Weight kg	Standard volume m ³	Unit Price EURO
------	------------------	--------------------	--------------------------------	-----------------

PUREE

Standard+ PureLine+ ECOSpa	68450SS336	-	-	49,500.00
Standard+ PureLine + Bluetooth Audio+ ECOSpa	68450SS337	-	-	52,000.00

New Art



White (44)
Solid surface cabinet



ACRYLIC COLOR



No. 44

TECHNICAL SPECIFICATIONS

Dimensions in cm(± 2cm)	220 x 220 x 78
Number of seats (sitting/reclining)	5 (3 / 2)
Jet + blower nozzle say1s1	28 + 14
Maximum power consumption (A) 230V	3400 W - 14.6 A
Water capacity	975 L
Weight (Empty / Full)	450 kg / 1,425 kg

EXPLANATION

The New9Art Jacuzzi is the perfect choice for design enthusiasts seeking a holistic relationship between health, comfort, and emotion. The design, with its five-spot LED lighting system and illuminated front perimeter, creates the feeling of being in a sensational chromotherapy center.

Options:

- Bluetooth 4.1 audio system
- Nordic Insulation System
- Touchscreen Wi-Fi Panel

Code	Standard Package	Standard Weight kg	Standard volume m ³	Unit Price EURO
------	------------------	--------------------	--------------------------------	-----------------

NEW ART

Standard+New'ART + ECOSpa	68449SS336	-	-	49,500.00
Standard+New'ART + Bluetooth Audio + ECOSpa	68449SS337	-	-	52,000.00


Evolution 70



White (44)
Graphite Cabin



ACRYLIC COLOR



No. 44 No. 59 N°65 No. 64 No. 46 No. 27

Code	Standard Package	Standard Weight kg	Standard volume m ³	Unit Price EURO
------	------------------	--------------------	--------------------------------	-----------------

TECHNICAL SPECIFICATIONS

Dimensions in cm(± 2cm)	233 x 233 x 90
Number of seats (sitting/reclining)	5 (3 / 2)
Jet + blower nozzle say1s1	56+16+2 skis
Maximum power consumption (A) 230V	5200 W - 22.4 A
Water capacity	1.610 L
Weight (Empty / Full)	378 kg / 1.988 kg

EXPLANATION

The Evolution 70 jacuzzi is the perfect solution for families looking for a spa with unlimited features in an extra-large size. This fully equipped jacuzzi, with no space limitations, will provide a space in your home where you can relax and share enjoyable moments with family and friends.

Options:

- EcoSpa
- Bluetooth 4.1 audio system
- Touchscreen Wi-Fi Panel
- Blue Connect Plus
- Nordic Insulation System

EVOLUTION

Uncoated body + Stainless steel jets + LumiPlus + Cover	32474A4320	-	-	-	32,000.00
Graphite cabin + Stainless steel jets + Stainless steel bar + LumiPlus + Cover	32474AK332	-	-	-	33,000.00
Thunder cabin + Stainless steel jets + Stainless steel bar + LumiPlus + Cover	32474AR332	-	-	-	33,000.00
Creek cabin + Stainless steel jets + Stainless steel bar + LumiPlus + Cover	32474AT332	-	-	-	33,000.00
Butterfly cabin + Stainless steel jets + Stainless steel bar + LumiPlus + Cover	32474AW332	-	-	-	33,000.00


70 in Atlantic



Silver (27)
Thunder Cabin



ACRYLIC COLOR



No. 44 No. 59 N°65 No. 64 No. 46 No. 27

Code	Standard Package	Standard Weight kg	Standard volume m ³	Unit Price EURO
------	------------------	--------------------	--------------------------------	-----------------

TECHNICAL SPECIFICATIONS

Dimensions in cm(± 2cm)	216 x 216 x 90
Number of seats (sitting/reclining)	5 (3 / 2)
Jet + blower nozzle say1s1	52 + 14 + 2_elale
Maximum power consumption (A) 230V	4400 W - 19.1 A
Water capacity	1.138 L
Weight (Empty / Full)	327 kg / 1.465 kg

EXPLANATION

The Atlantida 70 Jacuzzi is a contemporary spa with modern lines designed to massage your entire body. Its design seamlessly integrates into both the interior and exterior of your home, adding exclusivity and elegance to your garden. Enjoy the underwater space with numerous jets perfectly positioned at each station for efficient and gentle hydrotherapy.

Options:

- EcoSpa
- Bluetooth 4.1 audio system
- Nordic Insulation System
- Touchscreen Wi-Fi Panel
- Blue Connect Plus

70 AT ATLANTIA

Uncoated body + Stainless steel jets + LumiPlus + Cover	62399A4320	-	-	-	25,000.00
Graphite cabin + Stainless steel jets + Stainless steel bar + LumiPlus + Cover	62399AK332	-	-	-	25,500.00
Thunder cabin + Stainless steel jets + Stainless steel bar + LumiPlus + Cover	62399AR332	-	-	-	25,500.00
Creek cabin + Stainless steel jets + Stainless steel bar + LumiPlus + Cover	62399AT332	-	-	-	25,500.00
Butterfly cabin + Stainless steel jets + Stainless steel bar + LumiPlus + Cover	62399AW332	-	-	-	25,500.00

SPAS - OCEAN DREAMS SERIES

Pacific 70



ACRYLIC COLOR



TECHNICAL SPECIFICATIONS

Dimensions in cm(± 2cm)	216 x 216 x 90
Number of seats (sitting/reclining)	6 (5 / 1)
Jet + blower nozzle say1s1	51+10 + 2_elale
Maximum power consumption (A) 230V	4400 W - 19.1 A
Water capacity	1.138 L
Weight (Empty / Full)	327 kg / 1.465 kg

EXPLANATION

The Paci c 70 jacuzzi is ideal for those seeking a spa experience to enjoy quality time with family and friends. This jacuzzi offers the most comprehensive massage experience thanks to its 6 different locations within the spa.

Paci C 70 allows your body to truly regenerate, reduces physical tension, and eliminates stress.

Options:

- EcoSpa
- Bluetooth 4.1 audio system
- Nordic Insulation System
- Touchscreen Wi-Fi Panel
- Blue Connect Plus

Code Standard Package	Standard Weight kg	Standard volume m³	Unit Price EURO
-----------------------	--------------------	--------------------	-----------------

PACIFIC 70

Uncoated body + Stainless steel jets + LumiPlus + Cover	69130A4320	-	-	24,800.00
Graphite cabin + Stainless steel jets + Stainless steel bar + LumiPlus + Cover	69130AK332	-	-	25,600.00
Thunder cabin + Stainless steel jets + Stainless steel bar + LumiPlus + Cover	69130AR332	-	-	25,600.00
Creek cabin + Stainless steel jets + Stainless steel bar + LumiPlus + Cover	69130AT332	-	-	25,600.00
Butterfly cabin + Stainless steel jets + Stainless steel bar + LumiPlus + Cover	69130AW332	-	-	25,600.00


Ocean 70



White (44)
Creek Cabin



ACRYLIC COLOR



TECHNICAL SPECIFICATIONS

Dimensions in cm(± 2cm)	216 x 167 x 74
Number of seats (sitting/reclining)	3 (1 / 2)
Jets	42
Maximum power consumption (A) 230V	3400 W - 14.6 A
Water Capacity	780 L
Weight (Bo_ /Dolu)	229 kg / 1.009 kg

EXPLANATION

The Ocean 70 Jacuzzi is a fully equipped spa where couples can enjoy a complete hydromassage session with their partner without leaving home. With its compact size, easy access and exit, and ergonomic seats, the Ocean 70 offers a unique relaxation experience.

Options:

- EcoSpa
- Bluetooth 4.1 audio system
- Nordic Insulation System
- Touchscreen Wi-Fi Panel
- Blue Connect Plus

Code Standard Package	Standard Weight kg	Standard volume m³	Unit Price EURO
-----------------------	--------------------	--------------------	-----------------

OCEAN 70

Uncoated body + Stainless steel jets + LumiPlus + Cover	69863A4320	-	-	18,500.00
Graphite cabin + Stainless steel jets + Stainless steel bar + LumiPlus + Cover	69863AK332	-	-	19,500.00
Thunder cabin + Stainless steel jets + Stainless steel bar + LumiPlus + Cover	69863AR332	-	-	19,500.00
Creek cabin + Stainless steel jets + Stainless steel bar + LumiPlus + Cover	69863AT332	-	-	19,500.00
Butterfly cabin + Stainless steel jets + Stainless steel bar + LumiPlus + Cover	69863AW332	-	-	19,500.00

SPAS - ESSENTIAL SERIES

Select E



White (44)
Thunder Cabin



ACRYLIC COLOR



TECHNICAL SPECIFICATIONS	
Dimensions in cm(± 2cm)	216 x 216 x 90
Number of seats (sitting/reclining)	6 (5 / 1)
Jets	51 + 1_elale
Maximum power consumption (A) 230V	3.780 W - 16.8 A
Water Capacity	930 L
Weight (Empty / Full)	327 kg / 1.257 kg

EXPLANATION

The Select E jacuzzi offers the best hydromassage in the Essential series. It's a fully ergonomic model that provides a different massage in each of its 6 positions. Select This jacuzzi is ideal for spending quality time with family and friends, and its capacity has been reduced to meet basic needs.

- Options:**
- LumiPlus
 - EcoSpa
 - Audio Bluetooth 2.1

	Code	Standard Package	Standard Weight kg	Standard volume m ³	Unit Price EURO
SELECT E					
Uncoated fuselage + Stainless steel jets + Cover	76894A4300	-	-	-	19,000.00
Graphite cabin + Stainless steel jets + Cover	76894AP300	-	-	-	20,000.00
Thunder cabin + Stainless steel jets + Cover	76894AQ300	-	-	-	20,000.00

Emotion E



White (44)
Thunder cabinet



ACRYLIC COLOR



TECHNICAL SPECIFICATIONS	
Dimensions in cm(± 2cm)	216 x 216 x 90
Number of seats (sitting/reclining)	5 (3 / 2)
Water jets	32
Air jets	12
Maximum power consumption (A) 230V	3,400 W - 14.8 A
Water Capacity	930 L
Weight (Empty / Full)	327 kg / 1.257 kg

EXPLANATION

The Emotion E jacuzzi is a compact and practical spa with versatile features. This model is equipped with different jet types for a complete hydromassage experience. The Emotion E is specifically designed for families who want a jacuzzi with exceptional features, offering an ideal space for relaxation and quality time at home.

- Options:**
- EcoSpa
 - LumiPlus
 - Audio Bluetooth 2.1

	Code	Standard Package	Standard Weight kg	Standard volume m ³	Unit Price EURO
EMOTION E					
Uncoated fuselage + Stainless steel jets + Cover	69122A4300	-	-	-	17,000.00
Graphite cabin + Stainless steel jets + Cover	69122AP300	-	-	-	17,500.00
Thunder cabin + Stainless steel jets + Cover	69122AQ300	-	-	-	17,500.00

SPAS - ESSENTIAL SERIES


Equilibrium E



White (44)
In-city Cabin



ACRYLIC COLOR



No. 44 No. 59

TECHNICAL SPECIFICATIONS

Dimensions in cm(± 2cm)	216 x 167 x 74
Number of seats (sitting/reclining)	3 (1 / 2)
Jets	26
Maximum power consumption (A) 230V	3400 W - 14.8 A
Water Capacity	780 L
Weight (Empty / Full)	229 kg / 1.009 kg

EXPLANATION

The Equilibre E jacuzzi is an ideal choice for couples. This spa is a compact model with perfect dimensions and soft contours inside, making movement in the jacuzzi easy. Depending on your chosen massage program, enjoy a wonderful hydromassage session or a relaxing bath.

Options:

- EcoSpa

	Code	Standard Package	Standard Weight kg	Standard volume m ³	Unit Price EURO
EQUILIBRE E					
Uncoated fuselage + Stainless steel jets + Cover	73076A4300	-	-	-	11,200.00
Infinity cabin + Stainless steel jets + Cover	73076AC300	-	-	-	12,200.00

Balance E



White (44)
In-city Cabin



ACRYLIC COLOR



No. 44 No. 59

TECHNICAL SPECIFICATIONS

Dimensions in cm(± 2cm)	198 x 198 x 74
Number of seats (sitting/reclining)	5 (3 / 2)
Jets	31
Maximum power consumption (A) 230V	3400 W - 14.6 A
Water Capacity	935 L
Weight (Empty / Full)	246 kg / 1,181 kg

EXPLANATION

The Balance E jacuzzi offers a perfect balance between features and performance; the perfect spa for relaxing with your family or enjoying a hydromassage session with friends. One of its main advantages is its compact design and height of only 74 cm; this allows it to be elegantly integrated into any space without the need for steps.

Options:

- EcoSpa
- Audio Bluetooth 2.1

	Code	Standard Package	Standard Weight kg	Standard volume m ³	Unit Price EURO
BALANCE E					
Uncoated fuselage + Stainless steel jets + Cover	74134A4300	-	-	-	13,000.00
Infinity cabin + Stainless steel jets + Cover	74134AC300	-	-	-	14,000.00

SPAS - ORIGINS SERIES 1

Alexandria

 White (44)
 Ash Cabin

ACRYLIC COLOR


No. 44

No. 59

TECHNICAL SPECIFICATIONS

Dimensions in cm(± 2cm)	216 x 167 x 74
Number of seats (sitting/reclining)	3 (1 / 2)
Jets	26
Maximum power consumption (A) 230V	2400 W - 10.4 A
Water Capacity	780 L
Weight (Empty / Full)	229 kg / 1.009 kg

EXPLANATION

The Alexandria jacuzzi is the ideal solution for couples to spend quality time together and fits seamlessly into any home. This functional jacuzzi can be integrated into both indoor and outdoor spaces. With its compact size, easy access, and pressure massage circuit, it becomes the perfect accessory for your home.

Options:

- Audio Bluetooth 2.0

Code	Standard Package	Standard Weight kg	Standard volume m ³	Unit Price EURO
------	------------------	--------------------	--------------------------------	-----------------

ALEXANDRIA

Ash cabin + Stainless steel jets + Cover

76307BA369 -

-

-

12,000.00

Baia

 White (44)
 Ash cabin

ACRYLIC COLOR


No. 44

No. 59

TECHNICAL SPECIFICATIONS

Dimensions in cm(± 2cm)	216 x 216 x 90
Number of seats (sitting/reclining)	5 (3/2)
Jets	62
Maximum power consumption (A) 230V	3,800 W - 16.5 A
Water Capacity	980 L
Weight (Empty / Full)	330 kg / 1,310 kg

EXPLANATION

Baia Jacuzzi is the perfect choice for those seeking a spacious spa experience. Thanks to its massage jets, it offers a unique and powerful massage cycle that adapts to every part of the body. Baia is also an ideal spa for groups, allowing you to enjoy a relaxing bathing experience at home with family or friends.

Options:

- Audio Bluetooth 2.0

Code	Standard Package	Standard Weight kg	Standard volume m ³	Unit Price EURO
------	------------------	--------------------	--------------------------------	-----------------

BAIA

Ash cabin + Stainless steel jets + Cover

76173BA369 -

-

-

15,000.00

SPAS - ORIGINS SERIES 1

Malea

White (44)
Ash Cabin



ACRYLIC COLOR



TECHNICAL SPECIFICATIONS

Dimensions in cm(± 2cm)	198 x 198 x 74
Number of seats (sitting/reclining)	5 (3 / 2)
Jets	31
Maximum power consumption (A) 230V	2,650 W - 11.5 A
Water Capacity	935 L
Weight (Empty / Full)	253 kg / 1.181 kg

EXPLANATION

The Malea Jacuzzi is a family-friendly option suitable for everyone. Enjoy the pleasure of its 5-position hydromassage system in the comfort of your home with family and friends. With its compact height of 74 cm, this spa offers easy access and movement inside.

Options:

- Audio Bluetooth 2.0

	Code	Standard Package	Standard Weight kg	Standard volume m ³	Unit Price EURO
MALEA Ash cabin + Stainless steel jets + Cover	76306BA369 -	-	-	-	12,000.00

SPAS - SWIMSPA SERIES 1

Swimspa Lagoon



White (44)
Coastal Grey cabin



Blue Marble (46)
Coastal Grey Cabin



TECHNICAL SPECIFICATIONS

Dimensions in cm(± 1cm)	400 x 230 x 138
Number of seats (sitting/reclining)	1 Vertical
Jet + blower nozzle say1s1	12
Maximum power consumption (A) 230V	3400 W - 14.78 A
Water Capacity	6,000 L
Weight (Empty / Full)	1.150 kg / 7.150 kg

EXPLANATION

Swimspa Lagoon is a new mini-pool concept adaptable to any space. Enjoy the comfort of a swimming pool and a relaxing massage at home. Massage jets activate a unique hydromassage circuit, ideal for a calming bath or swimming with family and friends.

Options:

- EcoSpa
- Blue Connect Plus
- Fitness Kit and Swimming Kit

ACRYLIC COLOR




	Code	Standard Package	Standard Weight kg	Standard volume m ³	Unit Price EURO
LAGOON Uncoated fuselage + Stainless steel jets + LumiPlus + Cover	74237A4300 -	-	-	-	33,000.00
Coastal grey cabin + Stainless steel jets + LumiPlus + Cover	74237A1300 -	-	-	-	36,000.00

SPAS - SWIMSPA SERIES 1

Swimspa Dual


 White (44)
coastal grey cabin

 White (44)
Urban Grey Cabin

ACRYLIC COLOR


No. 44

No. 59

No. 46

Options:

- EcoSpa
- Bluetooth 4.1 audio system
- Blue Connect Plus
- Rowing Kit code 74496
- Wi-Fi Spa Control

TECHNICAL SPECIFICATIONS

Dimensions in cm(± 2cm)	600 x 230 x 138
Number of seats (sitting/reclining)	
- Swimming area 1:	1 Vertical 4 (2/2)
- Spa area 1:	
Number of seats (sitting/reclining)	
- Swimming area 1:	30 Jets 16+5 Turbo jets
- Spa area 1:	
Maximum power consumption (A) 230V	9500 W - 41.3 A
Water Capacity	7,000 L
Weight	1,500 kg / 8,500 kg

EXPLANATION

Swimspa Lagoon is a new mini-pool concept adaptable to any space. Enjoy the comfort of a swimming pool and a relaxing massage at home. Massage jets activate a unique hydromassage circuit, ideal for a calming bath or swimming with family and friends.

Code	Standard Package	Standard Weight kg	Standard volume m ³	Unit Price EURO
------	------------------	--------------------	--------------------------------	-----------------

DUAL

Uncoated fuselage + Stainless steel jets + LumiPlus + Cover	74238A4320	-	-	64,000.00
Coastal grey cabin + Stainless steel jets + LumiPlus + Cover	74238A1320	-	-	65,500.00
Urban grey cabin + Stainless steel jets + LumiPlus + Cover	74238AB320	-	-	75,500.00

Swimspa Mediterranea


 White (44)
Coastal Grey cabin

 White (44)
Urban Grey Cabin

ACRYLIC COLOR


No. 44

No. 59

No. 46

Options:

- EcoSpa
- Bluetooth 4.1 audio system
- Blue Connect Plus
- Wi-Fi Spa Control

TECHNICAL SPECIFICATIONS

Dimensions in cm(± 2cm)	500 x 230 x 138
Number of seats (sitting/reclining)	4 (2 / 2)
Jets	27 jets + 5 Turbojets
Maximum power consumption (A) 230V	7000 W - 30.5 A
Water Capacity	8,500 L
Weight (Empty / Full)	1.177 kg / 9.677 kg

EXPLANATION

Swimspa Mediterranea is an impressive combination of a jacuzzi and a swimming pool. Thanks to its spacious dimensions and the power of its turbo jets, it is perfectly designed for reverse current swimming along with a hydrotherapy area. Mediterranea is a high-quality swimspa offering the perfect space for both activity and relaxation year-round.

Code	Standard Package	Standard Weight kg	Standard volume m ³	Unit Price EURO
------	------------------	--------------------	--------------------------------	-----------------

MEDITERRANEAN

Uncoated fuselage + Stainless steel jets + LumiPlus + Cover	64414A4320	-	-	48,250.00
Coastal grey cabin + Stainless steel jets + LumiPlus + Cover	64414A1320	-	-	50,000.00
Urban grey cabin + Stainless steel jets + LumiPlus + Cover	64414AB320	-	-	58,500.00
For Kit + Stainless steel jets + Color LEDs + Digital Control Panel + Cover	65353SE311	-	-	41,600.00

Model 65353, code 64972CE001 must be supplied with the compact kit.

We reserve the right to change the specifications of our products and the contents of this document, in whole or in part, without prior notice.

Swimspa Creta



White (44)
Urban Grey Cabin



TECHNICAL SPECIFICATIONS	
Dimensions in cm(± 1cm)	400 x 230 x 138
Number of seats (sitting/reclining)	4 (2 / 1 / 1)
Jet + blower nozzle say1s1	54 jets + 4 turbo jets
Maximum power consumption (A) 230V	7000 W - 30.5 A
Water Capacity	6,000 L
Weight (Empty / Full)	1.150 kg / 7.150 kg



EXPLANATION

Swimspa Creta is a perfect combination of a jacuzzi and a swimming pool. Designed for ups and downs swimming or any type of water sports discipline, it is suitable for use year-round. The jacuzzi area is designed to provide a perfect hydromassage session, while the swimming area is designed for various water sports and activities.

ACRYLIC COLOR



No. 44 No. 59 No. 46

- EcoSpa
- Bluetooth 4.1 audio system
- Blue Connect Plus
- Rowing Kit
- Wi-Fi Spa Control

Package	Standard Weight kg	Standard volume m ³	Unit Price EURO
---------	--------------------	--------------------------------	-----------------

CRETA

Uncoated fuselage + Stainless steel jets + LumiPlus + Cover	67203A4320	-	-	44,500.00
Coastal grey cabin + Stainless steel jets + LumiPlus + Cover	67203A1320	-	-	46,000.00
Urban grey cabin + Stainless steel jets + LumiPlus + Cover	67203AB320	-	-	54,600.00
Stainless steel jets + RGB LED + Digital control panel + Cover	67587SE311	-	-	42,700.00

4972C Code 11000m together with the pack
Swimspa Compact
 Model Creta must be supplied with the compact kit, code 64972CE001.



White (44)
Coastal Grey cabin



White (44)
Urban Grey Cabin

TECHNICAL SPECIFICATIONS	
Dimensions in cm(± 2cm)	400 x 230 x 138
Number of seats (sitting/reclining)	1 Vertical
Jet + blower nozzle say1s1	16+5 Turbo Jets
Maximum power consumption (A) 230V	7000 W - 30.5 A
Water Capacity	6,000 L
Weight (Empty / Full)	1.150 kg / 7.150 kg

EXPLANATION

Swimspa Compact is the ideal choice for those seeking ample space for comfortable swimming and a dedicated massage station. Its compact shape and design, along with the optional paddle set, offer multiple usage options, making Swimspa Compact a complete year-round option. It allows you to extract the key.

ACRYLIC COLOR



No. 44 No. 59 No. 46

- EcoSpa
- Bluetooth 4.1 audio system
- Blue Connect Plus
- Wi-Fi Spa Control

Code	Standard Package	Standard Weight kg	Standard volume m ³	Unit Price EURO
------	------------------	--------------------	--------------------------------	-----------------

COMPACT


Uncoated fuselage + Stainless steel jets + LumiPlus + Cover	69128A4320	-	-	43,000.00
Coastal grey cabin + Stainless steel jets + LumiPlus + Cover	69128A1320	-	-	45,000.00
Urban grey cabin + Stainless steel jets + LumiPlus + Cover	69128AB320	-	-	53,000.00
Stainless steel jets + RGB LED + Digital control panel + Cover	69129SE311	-	-	41,000.00

Model Compact must be supplied with the compact kit, code 64972CE001.

We reserve the right to change the specifications of our products and the contents of this document, in whole or in part, without prior notice.

BUILT-IN TYPE SPA

Evolution 70 (Built-in)



White (44)



ACRYLIC COLOR



Code	Standard Package	Standard Weight kg	Standard volume m ³	Unit Price EURO
------	------------------	--------------------	--------------------------------	-----------------


EVOLUTION 70

Standard + Lamp + Digital control panel	49722SE310	-	-	21,000.00
Standard + Lamp + Digital control panel + Cover	49722SE311	-	-	22,000.00

The spa must be supplied with the filter kit with code 49849CE000.

We reserve the right to change the specifications of our products and the content of this document, in whole or in part, without prior notice.


Thalassa E (Burial)



Blue Marble (46)



ACRYLIC COLOR



Code	Standard Package	Standard Weight kg	Standard volume m ³	Unit Price EURO
------	------------------	--------------------	--------------------------------	-----------------

THALASSA E

Standard + Lamp + Digital control panel Standard	78678SE310	-	-	16,250.00
+ Lamp + Digital control panel + Cover	78678SE311	-	-	17,500.00

The spa must be supplied with the filter kit, code 41993CE000 or 41993CE001. The spa drape is sold separately. See the "Spa accessories" section.

TECHNICAL SPECIFICATIONS

Compact kit: 41849CE000	
Dimensions in cm(± 2cm)	233 x 233 x 90
Number of seats (sitting/reclining)	5 (3 / 2)
Jet + blower nozzle say1s1	56+16
Maximum power consumption (A) 230V	5200 W - 25.4 A
Water Capacity	1.610 L
Weight	378 kg / 1.988 kg

EXPLANATION

The Evolution 70 Built-in Jacuzzi is the ideal solution for those seeking a spa with unlimited features in an extra-large size. This fully equipped jacuzzi is designed without a cabin and features a separate filtration system located outside the structure. Enjoy relaxing and enjoyable moments with family and friends in the comfort of your own home.

TECHNICAL SPECIFICATIONS

Compact kit: 41993CE000	
Dimensions in cm(± 2cm)	216 x 216 x 90
Number of seats (sitting/reclining)	6 (5 / 1)
Jet + blower nozzle say1s1	28+16
Maximum power consumption (A) 230V	3600 W - 15.7 A
Water Capacity	980 L
Weight (Empty / Full)	330 kg / 1,310 kg

EXPLANATION

The Thalassa E built-in jacuzzi features a fully ergonomic design offering a different massage experience at each of its 6 positions. Designed without a cabin, this jacuzzi requires a filtration system for proper installation and operation. Enjoy the perfect jacuzzi for spending quality time with your family and friends.

BUILT-IN TYPE SPA

Ronda 30



White (44)



ACRYLIC COLOR



TECHNICAL SPECIFICATIONS

Compact kit: 41993CE000

Dimensions in cm(± 2cm)	Ø 205 (±2 cm)
Number of seats (sitting/ reclining)	5 (5 / 0)
Jet + blower nozzle say1s1	20 + 10
Maximum power consumption (A) 230V	3600 W - 15.7 A
Water Capacity	780 L
Weight (Empty / Full)	307 kg / 1.445 kg

EXPLANATION

The Ronda 30 jacuzzi offers a comprehensive experience. This model is a circular built-in spa with different positions designed to provide a relaxing experience and easy switching between positions. The Ronda 30 comes with a simple mounting bracket for easy installation and operation. It requires a filtering system.

	Code	Standard Package	Standard Weight kg	Standard volume m³	Unit Price EURO
RONDA 30					
Standard + Lamp + Digital control panel	49859SE310	-	-	-	17,000.00
Standard + Lamp + Digital control panel + Cover	49859SE311	-	-	-	18,500.00

This spa must be ordered with part number 41993CE000 or 41993CE001.

We reserve the right to change the specifications of our products and the contents of this document, in whole or in part, without prior notice.




COMPACT FILTRATION FOR SPASS1STEM1

Compact kit for spas

Pre-assembled kit for filtering, heating and massage. For Thalassa E Inground and Ronda 30 models.



Explanation	Code	Standard Package	Standard Weight (Kg)	Unit price1 euro
Compact kit	41993CE000	1	140	6,500.00
Compact kit + disinfection kit	41993CE001	1	140	7,500.00



Evolution 70 compact kit for flush mounting.

Pre-assembled kit for filtering, heating, and massage. For the Evolution 70 Inground model.



Explanation	Code	Standard Package	Standard Weight (Kg)	Unit price1 euro
Compact kit	41849CE000	1	175	6,500.00
Compact kit + disinfection kit	41849CE001	1	175	7,500.00



Compact kit for Swimspa

Pre-assembled kit for filtration, heating and massage. For Mediterranea, Compact and Creta swimspa models.



Explanation	Code	Standard Package	Standard Weight (Kg)	Unit price1 euro
Compact kit + ozone generator	64972CE001	1	175	8,500.00

TECHNICAL SPECIFICATIONS

Code	41993	41849	64972
Compact Weight	60kg	70kg	70kg
Assembly volume	2.05m ³	2.05m ³	2.05m ³
Maximum Spa volume	1000L	1610L	8500L
Filter dimensions (mm)	he500	he500	he500
Filter pump	0.6kW	0.6kW	0.6kW
Massage pump	2.2kW	2 x 2.2kW / 3HP	3 x 2.2kW / 3HP
Productive pump	0.9kW	0.9kW	-
Electric heater	3kW	3kW	3kW
Oxinator	1ste e ba I1	1ste e ba I1	Yes
Chromotherapy	-	Yes	Yes
Digital Control Panel**	Yes	Yes	Yes
Power Requirements	3852W / 16.7A*	5200W / 25.4W*	7352W / 31.9A*
Voltage	230V or 400V III	230V	230V or 400V III
Dimensions (length x width x height)	1125 x 1000 x 1200 mm	1125 x 1000 x 1200 mm	1125 x 1000 x 1200 mm

* Low amperage consumption at 230V

** With the Spa + Compact Kit option, the digital control option must be selected.

The ideal option to increase the energy efficiency of your spa and swimming pool.



You waited Savings advantages 1:

70%
SAVING

1 Faster water
1s1tma

50%
SAVING

2 More efficient spa
temperature maintenance

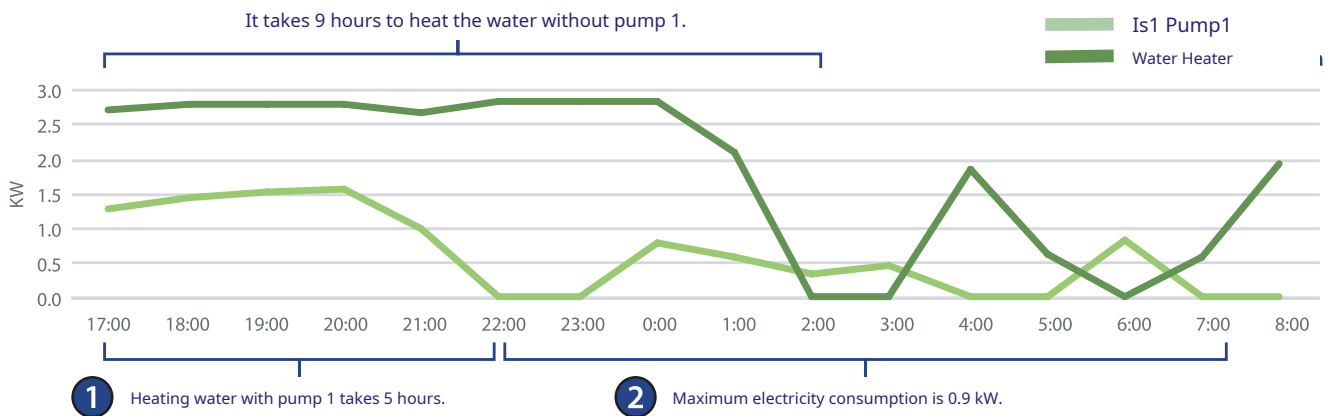
MIN. TEMP.
-20°C
AIR

Low
ambient air
at temperatures
play1_1r

DESIGNED
FOR SPA

Touchscreen
Directly to the panel
integrated

* This applies to spas and swim spas measuring 216x216x90 cm, but excludes their underground versions.





SPA ACCESSORIES

Premium Jacuzzi Cover

This premium spa cover is made from high-quality textile material. Thanks to its advanced thermal insulation and enhanced waterproofing, it provides superior protection for your spa while effectively retaining heat. This premium cover keeps your spa in perfect condition year-round, regardless of weather conditions.

EXPLANATION	Code	Standard Package	Standard Weight (Kg)	Unit price1 euro
Pure - New'Art Premium Cover 220x220cm	76843	1	32.5	2,600.00
Ocean 70 - Equilibre E - Alexandria Premium Cover 216x167cm	77721	1	1	1,100.00
Balance - Malea Premium Bedspread 198x198cm	77719	1	40	1,200.00
Atlantida 70 - Pacific 70 - Select E - Emotion E - Baia Premium Cover 216x216cm	77715	1	29	LFS



SPA cover

The hot spa cover is perfect for preventing water evaporation, keeping dirt from falling into the hot tub, and maintaining the water temperature, ensuring the system operates efficiently.




EXPLANATION	Code	Standard Package	Standard Weight (Kg)	Unit price1 euro
Evolution 70 - Evolution 70 Underground Cover 233x233cm	32690	1	37	1,800.00
Atlantida 70 - Pacific 70 - Emotion E - Select E - Baia - Thalassa E Cover 216x216cm	65977	1	29	1,550.00
Balance E - Malea Cover 198x198cm	76986	1	40	1,280.00
Ocean 70 - Equilibre E - Alexandria Cover 216x167cm	69866	1	29	1,200.00
Ronda 30 Cover Ø2m	51288	1	30	2,400.00
Swimspa Mediterranea Cover 5m	77037	1	70	3,450.00
Swimspa Compact - Creta - Lagoon Cover 4m	77038	1	60	3,300.00
Swimspa Dual Sheet 5.75m	77039	1	30	5,000.00



Cover remover

The metallic transport system is very useful for making the cover easier to transport.

Explanation	Code	Standard Package	Standard A 1r11kg	Unit price euro
Cover remover	28462	1	10	800.00



Spa stairs



Explanation	Code	Standard Package	Standard A 1r11kg	Unit price euro
Synthetic wood ladder Graphite	42002CL0K	1	10	950.00
Synthetic wood_ap ladder Thunder	42002CL0R	1	10	950.00
Synthetic wood ladder Creek	42002CL0T	1	10	950.00
Synthetic wood ladder Butterfly	42002CL0W	1	10	950.00
Main Staircase Coastal Grey	60194	1	3	450.00



Stairs for the swimspa

Four steps for easy access to the swimspa.

Explanation	Code	Standard Package	Standard A 1r11kg	Unit price euro
Swimspa Ladder	57000CL01	1	35	1,800.00



Swimming and fitness set

The swimming and fitness set consists of the following:

- Swimming training belt: for swimming comfortably without worrying about moving too far and hitting the swimspa wall.
- Elastic bands: for multiple fitness exercises
- Paddles: wall-mounted with elastic bands that allow you to adjust the tension as needed.

Explanation	Code	Standard Package	Standard A 1r11kg	Unit price euro
Swimming and fitness set	68057	1	2.8	1,600.00



Swimspa paddle set

The Swimspa paddle set consists of paddles mounted on the spa wall, with elastic bands that allow you to adjust the tension as needed.

Explanation	Code	Standard Package	Standard Weight (kg)	Unit price euro
Rowing Set	68233	48	10.6	1,600.00



Portable spa railing.

Ideal support for entering and exiting the spa. Equipped with a 360° rotating bar and a central bar that ensures the spa's stability.

Explanation	Code	Standard Package	Standard Weight (kg)	Unit price euro
SPA handrail 1 portable	60226	1	14	2,000.00



Spa filter cartridge cleaner

Clean the filter cartridges using only water pressure. Quick and easy: Insert the dirty filter into the device, connect it to a standard garden hose, and turn on the tap! The filter is perfectly clean in just 1 minute.

Explanation	Code	Standard Package	Standard Weight (kg)	Unit price euro
Spa filter cartridge cleaner	60197	1	15	720.00



Programmable digital thermostat

To switch relays on and off.

Explanation	Code	Standard Package	Standard Weight (kg)	Unit price euro
Programmable digital thermostat	11288	20	6	600.00



Electric push button

To start and stop the massage and hydromassage functions. Power supply 1 230 V 50 Hz.

Explanation	Code	Standard Package	Standard A 1r11kg	Unit price euro
Electric push button	74467	1	1.5	850.00

SPA ACCESSORIES



Electro-pneumatic system

With 1 or 2 switches. Up to 1.47 kW (2 HP)

Explanation	Code	Standard Package	Standard A 1r11kg	Unit price euro
Electro-pneumatic button	04053	2	2	750.00



Pneumatic switch

To start and stop massage and hydromassage functions.for.

Explanation	Code	Standard Package	Standard A 1r11kg	Unit price euro
Pneumatic switch	04050	25	1.5	90.00
Pneumatic switches and ostats	11290	6	2.5	150.00
Pneumatic pressure switch	11291	12	1.5	95.00



ABS 2 1/2" adjustable jet

It regulates the air/water flow rate. 50 mm diameter water inlet and 32 mm air inlet. Flow rate: 4 m³/hour. Pressure: 0.8 atm

Explanation	Code	Standard Package	Standard A 1r11kg	Unit price euro
2 1/2" adjustable jets	32641	12	7.625	56.00



2" dip emi

For attaching to Ø50mm pipes, with an elbow design.

Explanation	SKU Reference	Standard Package	Standard Weight (kg)	Unit price1 euro
2" main drain	04042	15	5.792	46.00



ABS air adjustment knob

1", for air regulation in the Venturi system for jet function.

Explanation	SKU Reference	Standard Package	Standard Weight (kg)	Unit price1 euro
1" air controller	04045	25	3.083	32.00



ABS silent air adjustment knob

Silent venturi for air jet flow control. Air intake is through the recessed part of the housing. It is attached to the air distributor with code 33937.

Explanation	SKU Reference	Standard Package	Standard Weight (kg)	Unit price1 euro
Adjustable silent air intake	33938	50	4	82.00



SPA air intake nozzle

For distributing air into the hot tub via a suction pump.

Explanation	SKU Reference	Standard Package	Standard Weight (kg)	Unit price1 euro
White ABS plastic cap nozzle	27602	80	2.792	22.00
Stainless steel cap nozzle	43440	80	2.792	34.00



Spa air intake nozzle (adhesive)

For spa air distribution via blower.



Explanation	Code	Standard Package	Standard Weight (kg)	Unit price1 euro
White ABS plastic front cover, 1 nozzle.	28460	80	2.792	22.00
Stainless steel front cover nozzle	43441	80	2	34.00



ABS 2" dişli jet

50 mm diameter water inlet and 32 mm diameter air inlet. Flow rate 4 m³/hour. Pressure 0.8 atm

Explanation	Code	Standard Package	Standard A 1r1kg	Unit price euro
2" threaded jet	33586	15	8	54.00



Spa air intake nozzle 3/8"

For circulating air inside the spa via the blower's movement. White plastic front cover or stainless steel front cover.

Explanation	Code	Standard Package	Standard A 1r1kg	Unit price euro
White ABS plastic cover	34318	80	2.792	22.00
stainless steel lid	43442	80	2.79	34.00



2" Feeding nozzle

Return line 1 and for massage.

Explanation	Code	Standard Package	Standard A 1r1kg	Unit price euro
2" Nozzle	04034	25	3.167	17.00



Pneumatic SPA button

To start and stop the massage and hydromassage functions.

Explanation	Code	Standard Package	Standard A 1r1kg	Unit price euro
max. 15 m	04047	20	1	140.00
max. 7 m single	04048	40	1.5	68.00
max. 7 m single,gear	09667	20	2.5	140.00



plastic hose

Push button 1 for pneumatic signal to switch, internal Ø 3.5 mm.

Explanation	Code	Standard Package	Standard A 1r1kg	For example, VAT. Price1
Ø 3.5 mm 50 meters	04054	50	3.333	3.00

SPA ACCESSORIES

ABS rotary type jet


 Flow rate 2 to 2.5 m³/h.

REINFORCED CONCRETE 1C1N	Code	Standard Package	Standard Weight kg	Standard volume m ³	Unit Price EURO
	20297	25	3.33	0.028	85.00

ABS dual outlet rotary type jet


 Flow rate 2 to 2.5 m³/h.

REINFORCED CONCRETE 1C1N	Code	Standard Package	Standard Weight kg	Standard volume m ³	Unit Price EURO
	20296	25	3.83	0.028	85.00

Rotating jet body (Reinforced concrete)




	Code	Standard Package	Standard Weight kg	Standard volume m ³	Unit Price EURO
	20299	15	3.33	0.028	68.00

Rotating jet body (liner)



	Code	Standard Package	Standard Weight kg	Standard volume m ³	Unit Price EURO
	63144	12	3.33	0.028	150.00

2 1/2" Swivel Jet Wall Through-Piece



It consists of: Jet flat body (20 mm Air x 32 mm Water), 20 cm wall penetration, casing, and front body. Jet is not included.

 Flow rate 5 m³/h 1 bar.

	Code	Standard Package	Standard Weight kg	Standard volume m ³	Unit Price EURO
	20295	4	4	0.018	150.00

BLOWERS

Blowers



Intermittent Use

blower, 900 W

	Code	Standard Package	Standard a 1r1k kg	Standard volume m ³	Unit Price EURO
0.90 kW Flow rate 54 m ³ /h 1.5 mSS	19289	1	3.5	0.028	750.00



Intermittent Use

blower

	Code	Standard Package	Standard a 1r1k kg	Standard volume m ³	Unit Price EURO
1 mSS water height					
0.74 kW, Flow Rate 65 m ³ /h Flow rate	06862	1	3.5	0.028	430.00
1.10 kW/h, Flow rate 133 m ³ /h	06863	1	3.5	0.028	455.00



Commercial spas with full canals and compact units.

- + Spas suitable for use in commercial areas such as gyms, wellness centers, and hotels...
- + All needs¹ with profitable options¹.
- + With both acrylic and mosaic coating options.


SPA COLOR OPTIONS¹




No. 44 WHITE




No. 46 MAVI MARBLE




No. 59 STERLING



No. 64 Pearl Shadow



No. 65 ALBA



No. 27 SILVER_

OPTIONAL EQUIPMENT

Chromotherapy LED Lighting,

Specifically for commercial spas.











Mini LED lamps are the best option for lighting commercial spas. Thanks to high-intensity LEDs, the lighting is equivalent to that achieved with traditional lamps.

LumiPlus Mini 2.0 projectors feature a wide range of color combinations and sequences with higher 1k intensity and improved energy efficiency; this results in up to 80% savings in electricity consumption compared to traditional projectors, as well as a maintenance-free lifespan of 100,000 hours.

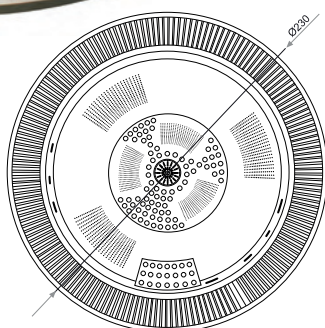
Chromotherapy LED lamp option

STAINLESS STEEL SPA Comparison table

								
MODEL	Vulcano	Mercurio	Venus	Neptune	Zeus	Apollo 6	Apollo 8	Apollo 10
	43723	71470	71471	71473	71474	71475	71476	71477
GENERAL FEATURES								
Internal dimensions	Ø1.73 x 0.81 m	2.10 x 1.70 x 0.80 m	1.68 x 1.53 x 0.70 m	1.86 x 1.61 x 0.90 m	3.48 x 1.51 x 0.94 m	2.24 x 1.62 x 0.98 m	2.88 x 1.62 x 0.98 m	3.52 x 1.62 x 0.98 m
External dimensions	Ø2.30 x 0.90 m	2.70 x 2.30 x 0.90 m	2.11 x 2.11 x 0.90 m	2.54 x 2.20 x 1.00 m	4.21 x 2.10 x 1.04 m	2.84 x 2.21 x 1.18 m	3.47 x 2.21 x 1.18 m	4.11 x 2.21 x 1.18 m
Number of seats (sitting/reclining)	6 (6 / -)	4 (2 / 2)	4 (2 / 2)	5 (5 / -)	7 (5 / 2)	6 (6 / -)	8 (8 / -)	10 (10 / -)
Water capacity	1.5 m ³	2 m ³	1.23 m ³	1.2 m ³	2.65 m ³	2.40 m ³	3.20 m ³	4.00 m ³
Empty weight / Full weight	400 - 1900 kg	900 - 2900 kg	325 - 1560 kg	400 / 1600 kg	650 / 3300 kg	550 / 2950 kg	700 / 3900 kg	720 / 4720 kg
FEATURES								
Number of jets	12	12	20	23	25	34	40	56
Number of air nozzles	18	32	16	20	62	16	24	24
Skimmer	Over ow	Over ow	Over ow	Over ow	Over ow	Over ow	Over ow	Over ow
Number of overflow suction points	4	4	8	6	6	6	6	8
Feeding mouth	2	2	1	2	3	2	4	4
Feeding mouth	1	1	No	1	1	1	1	1
Bottom suction	1	1	1	1	1	1	2	2
Colour	Stainless steel							
Title	No	Yes	Yes	No	On request	No	No	No
LED lighting	3	2	4	3	2	2	2	4
Chromotherapy	standard	standard	standard	standard	standard	standard	standard	standard
Piezoelectric button	2	2	2	2	3	2	2	2
High-strength metallic body	•	•	•	•	•	-	-	-
OPTIONS ARE NOT INCLUDED IN THE PACKAGE.								
Stainless steel overflow grate	Optional	Optional	Optional	Optional	Yes	Optional	Optional	Optional
Wooden overflow grate	Optional	Optional	Optional	Optional	Optional	Optional	Optional	Optional
Cloth	Optional	Optional	Optional	Optional	Optional	Optional	Optional	Optional
ADDITIONAL REQUIRED EQUIPMENT								
Compact filtration kit	05135	05135	05135	16412	On request	16412	43639	43639
Balance tank	1000 l	1000 l	1000 l	1000 l	1000 l	1000 l	1000 l	2000 l

STAINLESS STEEL SPA

VULCANO



TECHNICAL SPECIFICATIONS	
Dimensions in cm (±1cm)	Ø 230 x 90
Number of seats (sitting/reclining)	6 (6 / -)
Jet + air nozzles ¹	12 + 15
Recommended compact kit	Kit 75 - Code 05135

The system is equipped with an overflow channel, bottom suction, hydromassage buttons, filtration, hydromassage and exhaust nozzles. The balance tank and compact filtration kit are not included. Optional cover is sold separately.

VULCANO Round Stainless Steel SPA + Lamp

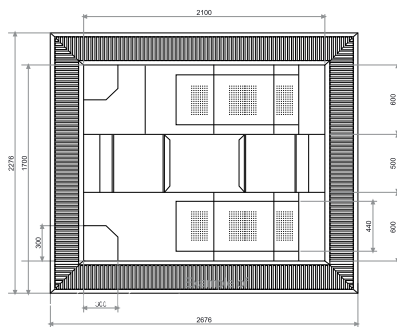
Code 43723 **Unit Price EURO** LFS

MERCURY



TECHNICAL SPECIFICATIONS	
Dimensions in cm (±1cm)	268 x 230 x 90
Number of seats (sitting/reclining)	4 (2 / 2)
Jet + air nozzles ¹	12 + 29
Recommended compact kit	Kit 75 - Code 05135

The system is equipped with an overflow channel, bottom suction, hydromassage buttons, filtration, hydromassage and exhaust nozzles. The balance tank and compact filtration kit are not included. Optional cover is sold separately.




MERCURIO Rectangular Stainless Steel SPA + Lamp

Code 71470 **Unit Price EURO** 64,000.00

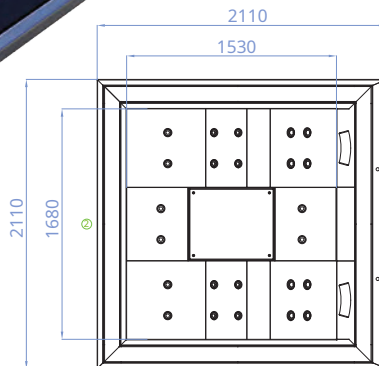
STAINLESS STEEL SPA

VENUS



107

688
902.5



TECHNICAL SPECIFICATIONS

Dimensions in cm (±1cm)	211 x 211 x 90
Number of seats (sitting/reclining)	4 (2 / 2)
Jet + air nozzles ¹	20 + 16
Recommended compact kit	Kit 75 - Code 05135

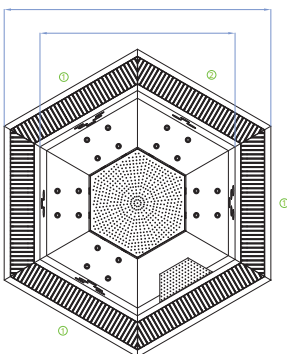
The system is equipped with an overflow channel, bottom suction, hydromassage buttons, filtration, hydromassage and exhaust nozzles. The balance tank and compact filtration kit are not included. Optional cover is sold separately.

VENUS Rectangular Stainless Steel SPA + Lamp

Code
460275E316

Unit Price EURO
62,000.00

NEPTUNO



TECHNICAL SPECIFICATIONS

Dimensions in cm (±1cm)	254 x 220 x 100
Number of seats (sitting/reclining)	5 (5 / -)
Jet + air nozzles ¹	23 + 20
Recommended compact kit	16412

The system is equipped with an overflow channel, bottom suction, hydromassage buttons, filtration, hydromassage and exhaust nozzles. The balance tank and compact filtration kit are not included. Optional cover is sold separately.

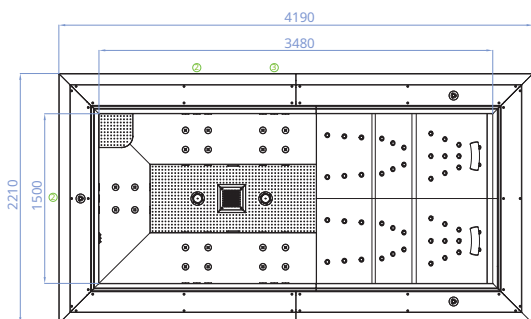

NEPTUNO Design Stainless Steel SPA + Lamp

Code
71473

Unit Price EURO
62,000.00

STAINLESS STEEL SPA

ZEUS



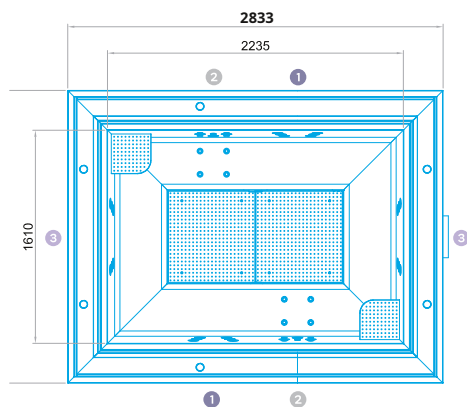

TECHNICAL SPECIFICATIONS	
Dimensions in cm (±1cm)	348 x 150 x 98
Number of seats (sitting/reclining)	7 (5 / 2)
Jet + air nozzles1	25 + 62
Recommended compact kit	Send inquiry

The system is equipped with an overflow channel, bottom suction, hydromassage buttons, filtration, hydromassage and exhaust nozzles. The balance tank and compact filtration kit are not included. Optional cover is sold separately.

ZEUS Rectangular Stainless Steel SPA + Lamp

Code 71474 **Unit Price EURO** 95,000.00

APOLO 6

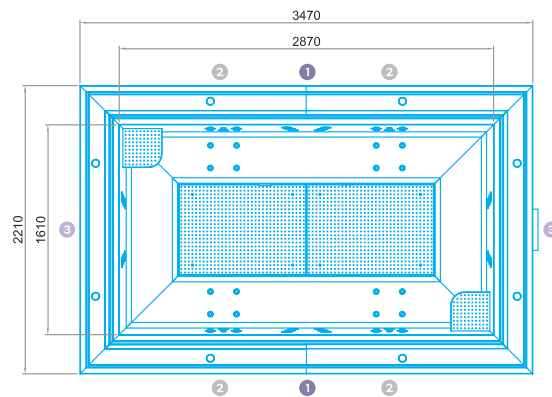



TECHNICAL SPECIFICATIONS	
Dimensions in cm (±1cm)	224 x 162 x 98
Number of seats (sitting/reclining)	6 (6 / -)
Jet + air nozzles1	34 + 16
Recommended compact kit	16412

The system is equipped with an overflow channel, bottom suction, hydromassage buttons, filtration, hydromassage and exhaust nozzles. The balance tank and compact filtration kit are not included. Optional cover is sold separately.

APOLO 6 Rectangular Stainless Steel SPA + Lamp

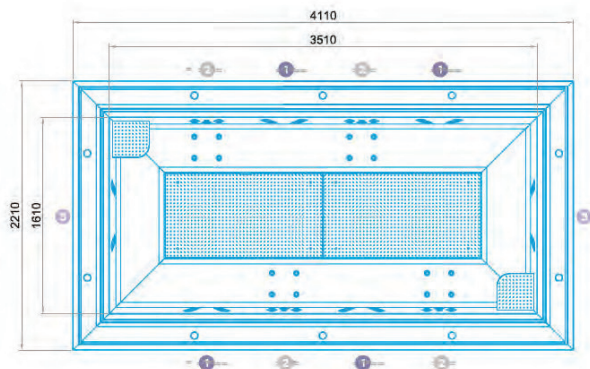

Code 71475 **Unit Price EURO** 66,000.00

STAINLESS STEEL SPA
APOLO 8

TECHNICAL SPECIFICATIONS

Dimensions in cm (±1cm)	288 x 162 x 98
Number of seats (sitting/reclining)	8 (8 / -)
Jet + air nozzles¹	40 + 24
Recommended compact kit	43639

The system is equipped with an overflow channel, bottom suction, hydromassage buttons, filtration, hydromassage and exhaust nozzles. The balance tank and compact filtration kit are not included. Optional cover is sold separately.

APOLO 8 Rectangular Stainless Steel SPA + Lamp

Code
71476
Unit Price EURO
86,000.00
APOLO 10

TECHNICAL SPECIFICATIONS








Dimensions in cm (±1cm)	352 x 162 x 98
Number of seats (sitting/reclining)	10 (10 / -)
Jet + air nozzles¹	56 + 24
Recommended compact kit	43639

The system is equipped with an overflow channel, bottom suction, hydromassage buttons, filtration, hydromassage and exhaust nozzles. The balance tank and compact filtration kit are not included. Optional cover is sold separately.

APOLO 10 Rectangular Stainless Steel SPA + Lamp

Code
71477
Unit Price EURO
110,000.00

Acrylic Spas Comparison table

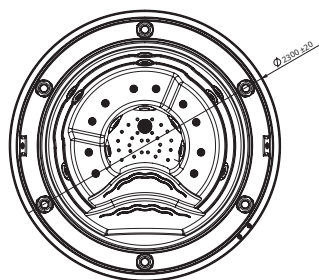
							
MODEL	Odyssey 20	Mirage 40	Rome	Tokyo 70	Verona	Olympia	Hotel SPA
	45709	44630	40769	53990	70550	73587	71463
GENERAL FEATURES							
Dimensions (±1cm)	Ø 230	Ø 250	Ø 300	340 x 240	228 x 228	365 x 280	203 x 150 x 72
Number of seats (sitting/reclining)	5 (5 / -)	6 (6 / -)	9 (9 / -)	7 (6 / 1)	5 (3 / 2)	12 (12/-)	4 (4)
Water capacity	1,120 l	1,410 l	2,290 l	2,200 l	1,200 l	2,490 l	520 l
Empty weight / Full weight	163 kg / 1.283 kg	353 kg / 1.763 kg	310 kg / 2,600 kg	502 kg / 2.702 kg	147 kg / 1,347 kg	373 kg / 2.863 kg	195 kg / 715 kg
Exterior colors	44-WHITE / 59-Pounds / 65 - Alba / 64-Pearl Shadow / 46-BLUE MARBLE	A02 / A72	44-WHITE / 59-STERLING ling / 46-BLUE MARBLE	44-WHITE / 46-BLUE MARBLE / 59 pounds	44-WHITE / 59-STERLING ling / 65 - Alba / 64-Pearl Shadow / 46-BLUE MARBLE	44-WHITE / 46-BLUE MARBLE / 59 pounds	Graphite / Thunder / Butter y
FEATURES							
Number of jets	8	26	18	58	24	16	20
Number of air nozzles	10	12	18	21	12	20	-
Jet color	WHITE	Stainless steel	WHITE	Stainless steel	WHITE	WHITE	Stainless steel
Title	-	-	-	2	-	-	2
Cascade	-	-	-	Optional	-	-	-
Chromotherapy LED lighting	Optional 1 LED	Yes, 1 LED	Optional 1 LED	4 LED	Optional 1 LED	Optional 1 LED	2 LED
Galvanized metal construction	Yes	Yes	Yes	Yes	Yes	Yes	Yes
Piezoelectric button	2	2	2	3	2	2	touch panel
Cloth	Optional	Optional	Optional	Optional	Optional	Optional	Yes
EcoSpa thermal insulation							Optional
Nordic insulation							Optional
Bluetooth 2.1 Audio System							Optional
ADDITIONAL REQUIRED EQUIPMENT							
Compact filtration kit	Kit 50/75	Kit 75 2M	Kit 75 2M	Kit 75 3M	Kit 75 2M	Kit 75 2M	
Balance tank	1,000 l	1,000 l	2,000 l	2,000 l	1,000 l	2,000 l	
SPA FILTRATION EQUIPMENT							
Filter	Ø 500	Ø 650	Ø 650	Ø 650	Ø 650	Ø 650	
Filtration pump	0.60 kW	0.82 kW	0.82 kW	0.82 kW	0.82 kW	0.82 kW	0.2 kW
Massage pump (P1)	1.4 kW	2 x 1.81 kW	2 x 1.81 kW	2 x 1.81kW + 2.7kW	2 x 1.81 kW	2 x 1.81 kW	1,850 kW / 2.5 CV
Blower pump	1.3 kW	1.3 kW	1.3 kW	1.3 kW	1.3 kW	1.3 kW	-
Electric heater	6 kW	6 kW	6 kW	6 kW	6 kW	6 kW	3 kW
Ozone	Optional	Optional	Optional	Optional	Optional	Optional	Ultraviolet Treatment UV
Water-to-water heat exchanger 20 kW	Optional	Optional	Optional	Optional	Optional	Optional	-
Push button / Control	Piezoelectric	Piezoelectric	Piezoelectric	Piezoelectric	Piezoelectric	Piezoelectric	-
Required power is low AMP (W)	9,362 W	11,802 W	11,802 W	14,485 W	11,802 W	11,802 W	3,400 W
Required power (A)	18.1 A	23 A	23 A	27.5 A	23 A	23 A	14.6 A
Voltage	400 V III + N	400 V III + N	400 V III + N	400 V III + N	400 V III + N	400 V III + N	400 V III

Acrylic Spas

ODISEA 20



WHITE COLOR (44)



TECHNICAL SPECIFICATIONS

Dimensions in cm (±1cm)	Ø 230
Number of seats (sitting/reclining)	5 (5 / -)
Jet + air nozzles ¹	8 + 10
Recommended compact kit	Kit 50 / 75

Equipped with overflow channel, bottom suction, filtration, h nozzles, hydromassage buttons and t-shirt. Balance tank not included. It is fully equipped with hydromassage and a drainage grid.

ODISEA Round Acrylic SPA + Lamp
Round Acrylic SPA + Lamp + Cover

Code

Unit Price EURO

45709SP001	18,000.00
45709SP006	20,000.00

MIRAGE 40



TECHNICAL SPECIFICATIONS

Dimensions in cm (±1cm)	Ø 250
Number of seats (sitting/reclining)	6 (6 / -)
Jet + air nozzles ¹	26 + 12
Recommended compact kit	Kit 75 2M

Spa cover and balance tank are sold separately. See "Spa Accessories" section.

Fully equipped with overflow channel, bottom suction, filtration, hydromassage and exhaust nozzles, hydromassage buttons and overflow grate. Balance tank is not included.

Code

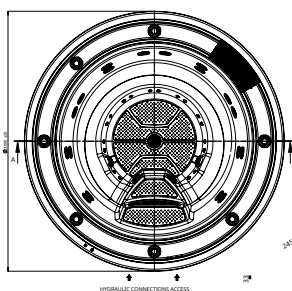
Unit Price EURO

MIRAGE 40 Round Acrylic SPA + Lamp

44630SP315	50,000.00
------------	-----------

Acrylic Spas

ROME



TECHNICAL SPECIFICATIONS	
Dimensions in cm (±1cm)	Ø 300
Seat count ^{1s1} (seating / distance) nma)	9 (9 / -)
Jet + air nozzles¹	18 + 18
Recommended compact kit	Kit 75 2M

Spa covers and balance tanks are listed separately in the "Spa Accessories" section. It is for sale.

Equipped with overflow channel, bottom suction, filter nozzles, and hydromassage button. Includes balance tank.


Code

ROMA Round Acrylic SPA + Lamp

40769SE000

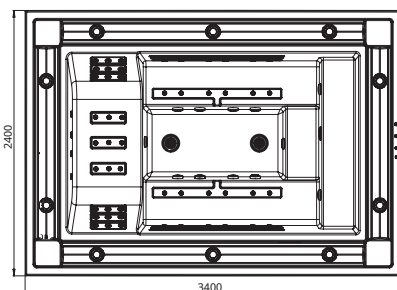
21,000.00

TOKYO 70



WHITE COLOR (44)

TOKYO 70



TECHNICAL SPECIFICATIONS	
Dimensions in cm (±1cm)	340 x 240
Number of seats (sitting/reclining)	7 (6 / 1)
Jet + air nozzles¹	58 + 21
Recommended compact kit	Kit 75 3M

Spa cover and balance tank are sold separately. See "Spa Accessories" section.

Fully equipped with overflow channel, bottom suction, filtration, hydromassage and exhaust nozzles, hydromassage buttons and overflow grate. Balance tank is not included.

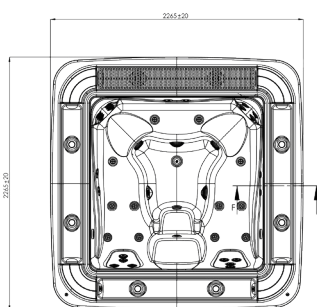
Code

Unit Price EURO

TOKYO 70 Rectangular Acrylic SPA + Lamp TOKYO 70
 Rectangular Acrylic SPA + Lamp + Cover TOKYO 70
 Rectangular Acrylic SPA + Lamp + Waterfall

53990SE315
 53990SE316
 53993SE315

43,000.00
 46,000.00
 43,500.00

Acrylic Spas
VERONA

TECHNICAL SPECIFICATIONS

Dimensions in cm (±1cm)	228 x 228
Number of seats (sitting/reclining)	5 (3 / 2)
Jet + air nozzles¹	24 + 12
Recommended compact kit	Kit 75 2M

Fully equipped with overflow channel, bottom suction, filtration, hydromassage and exhaust nozzles, hydromassage buttons and overflow grate. Balance tank and compact filtration kit are not included. Optional cover sold separately.

VERONA Square Acrylic SPA + Lamp + Cover

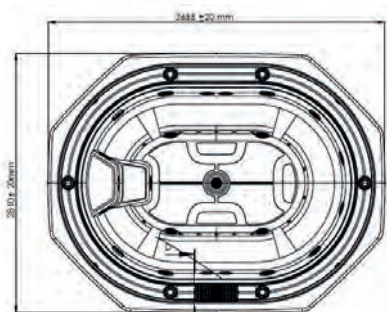
Code
Unit Price EURO

70550SE001
70550SE006

21,500.00
24,000.00

OLYMPIA


MAV1 MARBLE COLOR (46)


TECHNICAL SPECIFICATIONS

Dimensions in cm (±1cm)	365 x 280
Number of seats (sitting/reclining)	12 (12/-)
Jet + air nozzles¹	16 + 16
Recommended compact kit	Kit 75 2M

Fully equipped with overflow channel, bottom suction, filtration, hydromassage and exhaust nozzles, hydromassage buttons and overflow grate. Balance tank and compact filtration kit are not included. Optional cover sold separately.


OLYMPIA Acrylic SPA + Lamp OLYMPIA
Acrylic SPA + Lamp + Cover

Code
Unit Price EURO

73587SE001
73587SE006

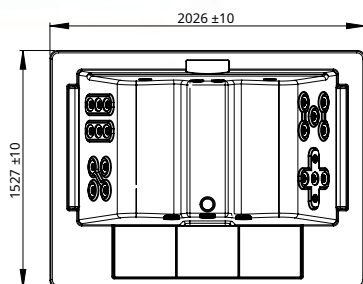
37,500.00
41,000.00

Acrylic Spas



COLOR (44)
E-coating

TECHNICAL SPECIFICATIONS	
Dimensions in cm (±1cm)	203 x 150 x 72
Positions (Seats)	4 (4)
Jets	20



A new model that automatically fills the jacuzzi with water. It fills the jacuzzi with fresh water in just 45 minutes, making it the perfect and most practical option for hotels.

Hotel Spa + Graphite coating + Stainless steel jets + Lamp + Cover

Code	Unit Price EURO
71463AJ320CL44	19,500.00


OPTIONAL KITS FOR SPAS

MODEL				
	Kit 50	Kit 75	Kit 75 2M	Kit 75 3M
	04015	05135	16412	43639
GENERAL FEATURES				
Filter	Ø 50 0	Ø 65 0	Ø 65 0	Ø 65 0
Filtration pump1	0.60 kW	0.82 kW	0.82 kW	0.82 kW
Massage pump1 (P1)	1.4 kW	1.4 kW	2 x 1.81 kW	2 x 1.81 kW + 2.7 kW
Blower pump1	1.3 kW	1.3 kW	1.3 kW	1.3 kW
Electric 1s1t1c1	6 kW	6 kW	6 kW	6 kW
Ozone	Optional	Optional	Optional	Yes
Automatic dosing + pH - Cl. Control	Optional	Optional	-	-
Water-Water e_exchanger20 kW	Optional	Optional	Optional	Optional
Push button / Control	Piezoelectric	Piezoelectric	Piezoelectric	Piezoelectric
Required power in AMP (W)	9,362 W	9,582 W	11,802 W	14,485 W
Required power (A)	18.1 A	19.2 A	23 A	27.5 A
Voltage	400 V III + N	400 V III + N	400 V III + N	400 V III + N

	Code	Unit Price EURO
K1T 50	04015CE000	15,000.00
K1T 50	04015CE001	15,800.00
K1T 50	04015CE004	16,000.00
K1T 75	05135CE000	16,050.00
K1T 75	05135CE001	16,900.00
K1T 75	05135CE004	17,250.00
K1T 75 2M	16412CE000	17,800.00
K1T 75 2M	16412CE001	18,500.00
K1T 75 2M	16412CE004	18,950.00
K1T 75 3M	43639CE001	19,100.00
K1T 75 3M	43639CE004	20,200.00

COMPLEMENTARY EQUIPMENT FOR SPAS

POLYESTER BALANCE TANK



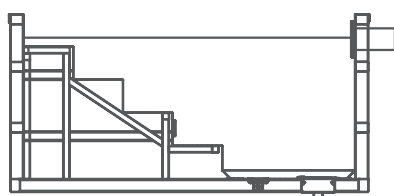
It is used to collect the volume of water displaced in the spillway of commercial spas.

	Code	Unit Price EURO
1000 liter capacity (162 x 122 x 83 cm)	11372	1,800.00
2000 liter capacity (204 x 160 x 75 cm)	27865	2,800.00

MINI REFLECTION POOLS

Mini reflection pools have benefits for our body health; besides being good for the skin, they also increase metabolism, blood flow, and stimulate the dilation and constriction of blood vessels. Use for up to 2 minutes is recommended.

WHAT'S THAT

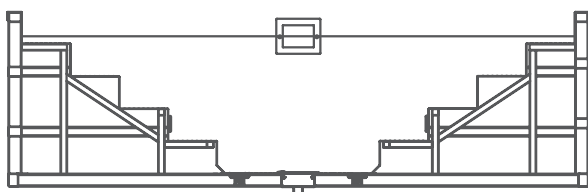


TECHNICAL SPECIFICATIONS	
Dimensions in cm (±1cm)	218 x 098 x 108

The ONE model is manufactured from a single piece of 2 mm thick, satin-finished AISI-316L stainless steel. Its elegant and robust design, meticulous finishes, and premium materials make ONE the perfect choice for any "Frigidarium".

	Code	Unit Price EURO
ONE Mini Reflection Pool	71482	26,000.00

TWO



TECHNICAL SPECIFICATIONS	
Dimensions in cm (±1cm)	358 x 098 x 108

The TWO model is manufactured from a single piece of 2 mm thick AISI-316L satin-finished stainless steel. It features an elegant and robust design, meticulous finishes, and first-class materials. It includes an entrance staircase and an exit staircase, facilitating the flow of people within the space.

	Code	Unit Price EURO
TWO Mini Reflection Pool	71483	36,000.00

VITALITY POOLS

- + Wealth and elegance.
- + AstralPool's Vitality swimming pools¹ are made of one-piece, satin-finished stainless steel with a non-slip base¹.
- + Ready to connect, it minimizes installation times and eliminates construction work.



OPTIMAL / WELLNESS / COMFORT / SPORT


	Code	Unit Price EURO
8.84 x 2.85 m		
Optimal	71514	210,000.00
Wellness	71515	260,000.00
Comfort	71516	290,000.00
Sport	71517	230,000.00
11.84 x 2.85 m		
Optimal	71521	255,000.00
Wellness	71522	310,000.00
Comfort	71523	330,000.00
Sport	71524	270,000.00

MODEL								
	Optimal	Wellness	Comfort	Sport	Optimal	Wellness	Comfort	Sport
	71514	71515	71516	71517	71521	71522	71523	71524

GENERAL FEATURES

1. Internal dimensions	8.84 x 2.85 x 1.2 m				11.84 x 2.85 x 1.2 m			
D1_dimensions	9.6 x 3.6 x 1.3 m				12.6 x 3.6 x 1.3 m			
Water capacity	31 m ³				41 m ³			
Bo_a 1r1k / Dolu a 1r1k	3050 - 34050 kg	3500 - 34500 kg	3700 - 34700 kg	3050 - 34050 kg	3850 - 44850 kg	4350 - 45350 kg	4500 - 45500 kg	3850 - 44850 kg

FEATURES

Skimmers	-	-	-	-	-	-	-	-
Ta_ma emi_	3	3	3	3	4	4	4	4
Besi a z1	4	5	5	4	5	6	6	5
Vacuum a z1	1	1	1	1	2	2	2	2
Bottom emi_	2	2	2	2	2	2	2	2
Lighting	2	2	2	2	3	3	3	3

ACCESSORIES

Ladder (3 steps)	ü	-	-	ü	ü	-	-	ü
Step	-	ü	ü	-	-	ü	ü	-
Hydro-massage chair	-	ü	ü	-	-	ü	ü	-
Hydro-massage cascade	-	ü	ü	-	-	ü	ü	-
Hydro-massage water jet	-	ü	ü	-	-	ü	ü	-
Hydro-massage bed 1	-	-	ü	-	-	-	ü	-
Kar_1 ak1nt1 sistem	-	-	-	ü	-	-	-	ü
Cloth	-	ü	ü	-	-	ü	ü	-

RECOMMENDED EXTERNAL EQUIPMENT

Hydraulic button and timer	-	45218 + 35403	45218 + 35403	-	-	45218 + 35403	45218 + 35403	-
Blower for hydroair beds	-	-	31091	-	-	-	31091	-
Blower for hydroair seats	-	35388	35388	-	-	35388	35388	-
Filtration equipment1		23349				23350		

VITALITY POOLS

Wealth And elegance. AstralPool's Vitality swimming pools¹ are made from a single piece of satin-finished stainless steel with a non-slip base¹. Ready to connect, minimizing assembly times and eliminating construction work.

OPTIMAL / WELLNESS / COMFORT / SPORT


	Code	Unit Price EURO
5 x 2.85 m		
Optimal	71501	150,000.00
Wellness	71502	190,000.00
Sport	71503	160,000.00
7 x 2.85 m		
Optimal	71507	175,000.00
Wellness	71508	220,000.00
Comfort	71509	230,000.00
Sport	71510	180,000.00

MODEL	Optimal	Wellness	Sport	Optimal	Wellness	Comfort	Sport
	71501	71502	71503	71507	71508	71509	71510

GENERAL FEATURES

1. Internal dimensions	5 x 2.85 x 1.2 m			7 x 2.85 x 1.2 m			
D1_dimensions	5.7 x 3.6 x 1.3 m			7.7 x 3.6 x 1.3 m			
Water capacity	18 m3			24 m3			
Bo_weight / Dolu weight	2300 - 20300 kg	2550 - 20550 kg	2300 - 20300 kg	2300 - 20300 kg	3100 - 27100 kg	3300 - 27300 kg	2550 - 26550 kg

FEATURES

Skimmer	-	-	-	-	-	-	-
Ta_ma_	2	2	2	2	2	2	2
fattening mouth	3	4	3	3	4	4	3
Vacuum a z1	1	1	1	1	1	1	1
Bottom_	2	2	2	2	2	2	2
Lighting	2	2	2	2	2	2	2

ACCESSORIES

Ladder (3 steps)	ü	-	ü	ü	-	-	ü
Stairs	-	ü	-	-	ü	ü	-
Hydro-massage chair	-	ü	-	-	ü	ü	-
Hydro-massage cascade	-	ü	-	-	ü	ü	-
Hydro-massage water jet	-	ü	-	-	ü	ü	-
Hydro-massage bed 1	-	-	-	-	-	ü	-
Contre Curent	-	-	ü	-	-	-	ü
Cloth	-	ü	-	-	ü	ü	-

RECOMMENDED EXTERNAL EQUIPMENT

Hydraulic button and timer	-	45218 + 35761	-	-	45218 + 35761	45218 + 35761	-
Blower for hydroair beds	-	-	-	-	-	31091	-
Blower for hydroair seats	-	35388	-	-	35388	35388	-

Filtration equipment1

27804

POOLSIDE - WATERFALL



The waterfall model used in the pool has been developed to make the most of the curtain-like form shaped by the water. This accessory is made of polished AISI-316 stainless steel and must be ordered with its anchor for correct installation.

	Code	Unit Price EURO
Pool d1_1_elale (AISI 316)	34032	3,500.00
Anchor (AISI 316)	34033	900.00
Complementary accessories		
Recommended pump*	65570	850.00
Reinforced Concrete Pool	30765	540.00
Liner pool	45210	1,870.00
On/off switch	45219	650.00
Time regulator	35403	750.00

**** The flow rate for the recommended pump was taken as 10 mSS.**

WATER JET



The water jet is a pool accessory with a cylindrical, bird's-neck shape that delivers high-pressure water for a relaxing massage. This accessory is made of polished AISI-316 stainless steel and must be ordered with its anchor for correct mounting. It has 4 interchangeable nozzles.

	Code	Unit Price EURO
Pool perimeter water jet (AISI 316)	34039	900.00
Anchor (AISI 316)	34040	480.00
Uniform water jet nozzle (AISI 316)	34041	200.00
Double water jet nozzle (AISI 316)	34042	200.00
Diffuser water jet nozzle (AISI 316) Fan	34043	200.00
spray water jet nozzle (AISI 316)	34044	200.00
Complementary accessories		
Recommended pump*	65563	635.00
Reinforced Concrete Pool	30765	540.00
fattening mouth Liner pool	45210	1,870.00
On/off switch	45219	650.00
Time regulator	35403	750.00

*** The flow rate for the recommended pump was taken as 14 mSS.**

WALL-MOUNTED WATER JET1



The wall-mounted water jet features a cylindrical head. Multiple high-pressure water jets are designed to massage the back and shoulder area with varying intensity depending on the model. This item is manufactured from AISI-316 polished stainless steel and has a wall-mounted anchoring system.

	Code	Unit Price EURO
Wall-mounted circular water jet Ø 84 mm	34464	800.00
Square Anchor	19983	750.00

WATER FUN EQUIPMENT

NECK MASSAGE SYSTEM



Astralpool's Neck Massager features 6 jets focused on the cervical region. Its medium massage intensity allows for extended use. They are ideal for mounting in the seating area. Made of AISI-316 polished stainless steel.

	Code	Unit Price EURO
Neck massage system	60792	3,200.00
Complementary accessories		
Recommended pump*_	73676	460.00
Reinforced Concrete Pool	19987	1,400.00
_ Liner pool On/off switch	20091	1,200.00
Time regulator	45219	650.00
	35403	750.00

MESSAGE NOZZLES



This set, consisting of three nozzles, mixes air and water, stimulating blood circulation in areas such as the calves, hips, and thighs. It is mounted vertically on the pool wall at 30, 60, and 90 cm above the bottom. This set comes with a polished stainless steel round grab bar that can be mounted outside the pool or on the pool wall. This grab bar has two functions: to provide a grip for pool swimmers and to massage the user by allowing air to pass through the holes placed along its length.

	Code	Unit Price EURO
Triple massage nozzle set, reinforced concrete grab handle, for massage set.	34049	4,300.00
	34050	1,350.00
Complementary accessories		
Recommended pump*		
Emi_ Reinforced concrete pool	08003	1,600.00
On/off switch	35368	1,400.00
Time regulator	45219	650.00
	35403	750.00

* The flow rate for the recommended pump was taken as 10 mSS.

HYDROMASSAGE JET



The hydromassage jet is designed especially for areas requiring localized and intense massage, such as seating areas and water channels. The water jet, accelerated by the Venturi effect, creates hundreds of thousands of tiny air bubbles, enhancing the massage effect. This accessory is made of polished AISI-316 stainless steel. It features interchangeable nozzles.

	Code	Unit Price EURO
9-hole jet a z1 and jet body,	35753	500.00
Sphere hole jet a z1 and jet body	35754	540.00

Hydromassage Mini Jet



The hydromassage jet is designed especially for areas requiring localized and intense massage, such as seating areas and water channels. The water jet, accelerated by the Venturi effect, creates hundreds of tiny air bubbles, enhancing the massage effect. This accessory is made of polished AISI-316 stainless steel. It features interchangeable nozzles.

	Code	Unit Price EURO
9-hole jet a z1 and jet body,	41282	400.00
Sphere hole jet a z1 and jet body	41283	530.00

D1NAM1K HIDRO- JET



This model consists of polished water jet nozzles made of stainless steel AISI-316. When correctly installed and directed, it circulates and flows pool water, creating water flows of varying strengths.

	Code	Unit Price EURO
Dynamic hydro-channel water jet	34055	2,000.00
Complementary accessories		
Recommended pump*	08003	1,600.00
└ Reinforced concrete pool	30765	550.00
On/off switch	45219	650.00
Time regulator	35403	750.00

* The flow rate for the recommended pump was taken as 10 mSS.

POOL BOTTOM MASSAGE GRILLES



It emits air bubbles from the pool floor, creating a massage effect. The cylindrical polished stainless steel accessory will be mounted to the pool floor. It is made of AISI-316 stainless steel and is polished.

	Code	Unit Price EURO
Hydromassage 1grille1 Ø 300	35078	1,025.00
Hydromassage 1grille1 300 x 300 mm	35077	925.00
Hydromassage 1grille1 550 x 550 mm	35074	1,600.00
Hydromassage 1grille1 675 x 675 mm	35075	1,600.00
Hydromassage 1grille1 750 x 750 mm	35076	1,800.00

Complementary accessories

Recommended blower* (For 35078 and 35077)	35388	745.00
Recommended blower* (For 35074, 35075 and 35076)	31091	805.00
On/off switch	45219	650.00
Time regulator	35403	750.00

* The recommended blower flow rate was taken as 120 mbar.

CURVED MASSAGE GRILL



This is a long, curved massage system used on the pool floor. It produces air bubbles. The body is long and curved, made of polished stainless steel, and placed on the pool floor. The steel body has holes placed lengthwise that allow air bubbles to escape and create the desired effect.

Length: 2,400 mm

	Code	Unit Price EURO
K1vr1ml1 massage 1grill1	34048	5,300.00
Complementary accessories		
Recommended blower*	31092	955.00
On/off switch	45219	650.00
Time regulator	35403	750.00

* The recommended blower flow rate was taken as 120 mbar.

WATER FUN EQUIPMENT

Hydromassage Seating Set



This is a long-form massage system used for the feet or hips on the pool floor or seating area. It produces air bubbles. The body is rectangular or semi-circular, made of polished AISI-316 stainless steel, and is placed on the pool floor or seating area. The steel body has longitudinally placed holes that allow air bubbles to escape and create the desired effect.

	Code	Unit Price EURO
Hydromassage Seat 300 mm	60714	620.00
Hydromassage Seat 600 mm	34051	1,400.00
Hydromassage Seat 1200 mm	34052	1,800.00
Complementary accessories		
Recommended blower for 60714* Recommended blower	35388	745.00
for 34051* Recommended blower	35387	805.00
blower for 34052* On/off switch	31091	805.00
Time regulator	45219	650.00
	35403	750.00

* The recommended blower flow rate was taken as 120 mbar.

AIR MATTRESSES



This is an ergonomically designed system where air jets massage the back, legs, and waist area. The bed consists of a stainless steel frame with air vents that are adjustable to the areas to be massaged.

	Code	Unit Price EURO
Single air mattress 1	35249	1,300.00
Double air mattress 1	35250	2,800.00
Complementary accessories		
Recommended blower for 35249* Recommended blower	35388	745.00
for 35250* On/off switch	31091	805.00
Time regulator	45219	650.00
	35403	750.00

* The flow rate for the recommended blower is taken as 100 mbar.


Hydromassage Chair



Designed ergonomically for maximum comfort, it is manufactured from AISI 316 stainless steel. This system is a relax massage that soothes muscles by sending air through tiny holes in the mattress. Two versions are available: built-in model and column model.

	Code	Unit Price EURO
Recessed type hydromassage lounger,	31998	6,000.00
Column type hydromassage lounger, Air mattress, 1 column anchor.	31996	6,500.00
	19983	750.00
Complementary accessories		
Recommended blower* for 34052. On/off switch.	31091	805,000
Time regulator	45219	650.00
	35403	750.00

* The flow rate for the recommended blower is taken as 100 mbar.



Hydromassage Bed

An elegant, modern design crafted from stainless steel tubing. Its flexible design allows for variable widths adaptable to any project, enabling the parallel connection of as many beds as needed.

	Code	Unit Price EURO
Tubular type hydromassage bed	58812	9,500.00
Tubular type hydromassage, with 1 side cover;	67746	5,900.00
Tubular type hydromassage, with 2 side covers.	67747	11,200.00


* Customizable with logo.



SPECIAL HYDROMASSAGE BED

Ergonomic stainless steel waterbed for individual use. Features 200 micro-air outlets for a relaxing and enjoyable massage. Easy setup.


	Code	Unit Price EURO
Special hydromassage bed	45665	6,500.00



HIGH FLOW GRIDS

Manufactured from AISI-316 grade stainless steel, this attractive model consists of a housing and a modular grate, and is specifically designed to protect suction systems requiring high-flow grates. The modular grate system provides the necessary surface area for suction from a single point or from multiple points requiring high flow rates. It is ideal for this type of installation.

	Code	Unit Price EURO
High-flow suction screen 120 m3/h	58814	1,700.00
Rectangular anchor for concrete pool.	19983	750.00

WATER FUN EQUIPMENT


PIEZO ELECTRONIC BUTTON KIT

The push button is based on the piezoelectric principle. When slight pressure is applied to the piezoelectric material, it generates the voltage necessary to operate the electrical circuit. These types of materials are especially designed for large areas. Their high durability, indestructible nature, water and dust resistance, lack of moving parts, and lack of maintenance minimize repair costs. They can be manufactured from aluminum or stainless steel upon request.

	Code	Unit Price EURO
Single piezoelectronic button kit	45219	650.00
Single piezoelectronic button kit with 1 LED	35759	800.00
Single piezoelectronic button kit with 2 LEDs	35760	850.00

PIEZO ELECTRONIC BUTTON

- Housing: stainless steel
- Connection 1: RED PVC WIRES 24 AWG
- Switching voltage: 1 - 24 V AC/DC
- Switching current: 0.200 A
- Switch resistance "open": <20«
- Switching resistance <closed1=: >5«
- Operating force: 3-5N
- Pulse duration: 125-300 mSEC
- Operating and storage temperature: -40 °C to 125 °C.

	Code	Unit Price EURO
Piezoelectric button	60747	650.00

AUTOMATIC TIME REGULATOR

- Voltage: 220 V AC - 50 Hz.
- Maximum relay current: 3 50 Hz 12 A.
- Contact type NC/NA.
- LED voltage output: red and green, independent.
- Timer1c1 dimensions1 52 x 90 x 80 mm
- Available times are: 1, 2, 3, 4, 5, 6, 7, 8, 10, 12, 15, 20, 25, and 30 minutes.
- LED indicators:
- LEDs off = no voltage.
- Kal1c1 green LED: relay circuit activated.
- Permanent red LED: relay circuit deactivated.
- Flashing green LED: 10 seconds to turn off.

Regulations:

- Directive 2014/35/EU concerning electrical equipment designed for use within specific voltage limits.
- Directive 2014/30/EU on electromagnetic compatibility
- Directive 2011/65/EU on the restriction of certain hazardous substances in electrical and electronic equipment.
- Directive 2009/125/EC concerning the framework for establishing eco-design requirements for energy-related products.

	Code	Unit Price EURO
Automatic time regulator	35403	750.00

SAUNAS

- + Source of health and well-being.
- + Besides being for relaxation, saunas have also been used for medicinal purposes for thousands of years.
- + Our ancestors felt the healing benefits of saunas, and modern science confirms this.
- + Sauna is an excellent way to improve blood and motor systems, reduce muscle pain, and increase joint mobility. It's also a good partner for our skin, making it radiant and beautiful.
- + Saunas help us stay healthy by increasing vitality and energy.
- + More saunas, more health and well-being.





VENTURA

Features

- Easy installation
- Versatile material selection (Ventura panels are always inside the cabinet)
- Modern look with a fully glass front and advanced Ventura panels.
- Measurements and layout can be easily changed.
- Improved PIR insulation
- Available as a hybrid sauna.

Product details¹

"High performance for energy efficiency (P1R insulation)" "Single-pane 8mm tempered glass wall"

"High-quality wood veneer-covered Ventura seating groups."

"High-quality ash wood veneer on top and inside panels. Wall thickness approx. 100mm width."

"Sauna heater is sold separately."

Dimensions (mm)	Code	Unit Price EURO
1600 x 2000	SHV1620	40,000.00
2000 x 2000	SHV2020	45,000.00

BLOCK

Features



- Block sauna cabins can be customized to suit your facilities and taste, and two standard sizes are also available.
- Extremely fast setup
- Mix and match the panel you have chosen (reddish, trembling aspen, heat-treated aspen, or heat-treated shrub reddish) fir is available for non-visual surfaces.
- High-quality tempered glass with a black frame creates a feeling of spaciousness. Enhance the look of your sauna with one or two glass corners.
- Improved insulation
- Additional RGBW LEDs (1-by-1) in horizontal or vertical orientation.
- It is available as a hybrid sauna.

Product details¹

Xenio touchscreen digital control panel.

- **High performance for energy efficiency (P1R insulation)**
- **The glass walls are made of single-pane 8mm tempered glass.**
- **The depth and width can vary between 1.3 m and 2.5 m.**
- **Block banks are fitted with sturdy 42x66 spruce frames.**
- Wall thickness: approximately 100 mm, width:
- Sauna heater is sold separately.

Dimensions (mm)	Code	Unit Price EURO
1600 x 2000	SHB1620ACD	26,000.00
2000 x 2000	SHD2020ACD	32,000.00

1. Indoor Saunas



VARIANT

Features

- The Variant sauna is fully insulated and energy efficient.
- Easy-to-install standard cabinet
- Modern Finnish design with vertical wall panels.
- It has always been fitted with a glass door.
- Adjustable feet ensure a perfect fit on any floor.



Product details1

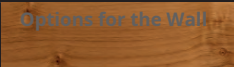

"Spruce panels on both sides and standard poplar wood formula banks."

"For formula benches, the required bench materials are: red glazed and heat-treated poplar."

"1st e ba l1 wall cladding materials: poplar, red poplar and heat-treated poplar."

"It is delivered as a complete sauna kit."

Standard wall covering: Spruce	Standard seating group Poplar
	

K1z1la open	Poplar	Is1l i_lem görmü_ Kavak
		

Optional seating group K1z1la open	Optional seating group Is1l i_lem görmü_ kavak
	

Technical details	S1212	S1515 S1515R S1515L	S2015 S2015R S2015L	S2020 S2020R S2020L	S2520 S2520R S2520L
Ki_i say1s1	1-2	1-3	1-5	1-4	1-6
Width x Depth x Height	1150x1150x2030	1505x1505x2030	1945x1505x2030	1945x1915x2030	2380x1945x2030
including Is1t1c1	Deltai, D36	Vega, BC45	Vega, BC60	Vega, BC60	Vega, BC80
Unit Price (EURO)	6,900.00	10,000.00	12,000.00	13,000.00	15,500.00
		10,000.00	12,000.00	13,000.00	15,500.00
		10,000.00	12,000.00	13,000.00	15,500.00

1. Indoor Saunas



VARIANT VIEW

Features

- Finnish design with vertical spruce wall panels.
- Standard sauna cabin that is easy to install.
- The windshield allows air to enter, creating a feeling of spaciousness.
- 1ste e ba l1 RGBW LED 1_1klar creates an inspiring atmosphere.
- The seating arrangement can be placed to the right or left.

Product details1

"Banks made from poplar wood"

"Made of spruce wood, exterior and interior panels."

"Aluminum foil vapor barrier fiberglass insulation"

"High-quality, full-glass front made of single-pane safety glass." Sauna heater sold separately.

Technical details	S1212SV	S1616SV	S1620SV	S2020SV	S1616CV	S2020CV
Ki_i say1s1	1-2	1-4	1-5	1-6	1-4	1-5
Width x Depth x Height	1250x1183 x 2020	1635X1607 X 2020	2060x1608 x 2020	2060x2033 x 2020	1635X1635 x 2020	2060x2033 x 2020
Net weight	233	306	370	390	293	395
Recommended 1s1t1c1 kW	3.6	6	6-7	8-9	max. 6	8-9
Unit Price (EURO)	7,600.00	10,700.00	12,500.00	13,500.00	10,200.00	13,500.00

SMART FOLD 2.0



Features

"Harvia's SmartFold 2.0 sauna is a true marvel of space. When not in use, the sauna can be easily folded away, thus saving a significant amount of space compared to other saunas."

"This sauna has a seating capacity of up to 2 people and is delivered as a pre-assembled sauna kit that is easy to set up and requires no electrical wiring. The Smart Fold 2.0 features two glass doors and two foldable benches. Therefore, it is wheelchair accessible."

"D1_ walls are water-resistant and can be used as shower walls."

"D1_ wall can be decorated with tiles or wallpaper to match the bathroom design."

Product Details

"Solid seating group delivered with extra wide black or white spruce sauna panels. "Pur insulation guarantees energy-efficient sauna heating."

"Delta D36XE sauna 1s1t1c1s1 is included. "Integrated

LED 1_1k and switch on the control panel.

"The integrated safety switch that controls heating ensures that the sauna switches on and off."

Technical Details	SHSF1212
Ki_i Say1s1	1-2
Width x Depth x Height (mm)	1200X1200X2080mm
Net Weight 1 kg	291
Unit Price (Euro)	21,000.00

OUTDOOR SAUNAS

LEGEND



Features

- Delivered assembled (Heater and chimney installed on site).
- Made of black painted soft plywood, interior and exterior parts.
- Smoke grey heat-resistant glass window.
- The smoke-grey glass door with magnetic lock can only be locked when the sauna is not in use. The lock prevents the door from being opened in harsh weather and ensures that children cannot enter the sauna without adult supervision.

Product details1

"Window width 1950 x 1840 mm, height"

Ceiling beams 45 x 95 mm.

"Side wall thickness of 122 mm and rear wall thickness of 137 mm. Roof material: 187 mm sheet metal."

"Window material: Double glazing (8mm + 6mm tempered glass), The gap between the glass panes is filled with argon gas."

PRODUCT CODE	SLH 3410
B1R1M PRICE(EURO)	40,000.00

SOLIDE COMPACT



Features

"Solide Compact is a compact, easy-to-assemble product. An outdoor sauna with seating capacity for up to 4 people."

"Large windows with lockable glass doors, floor-to-ceiling windows. A terrace is available to cool off."

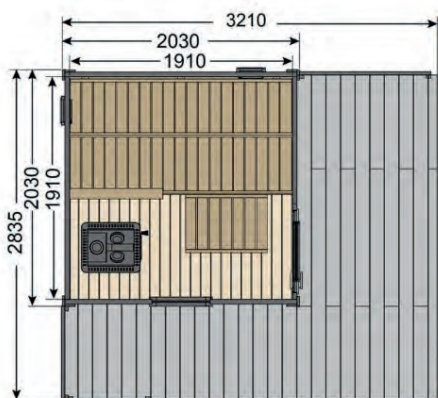
"Light-colored spruce benches

Product Details

"Walls constructed from thick 40 mm spruce beams can be painted in any desired color. Window material: Double glazing (4 mm + 4 mm tempered glass) with an 8 mm gap between panes. Door glass: Double glazing (4 mm + 4 mm tempered glass) with an 8 mm gap between panes. Sauna foundation made of pressure-impregnated timber."

"A wood-burning stove (1511c1) is recommended."

Wall material - Spruce a ac1	Seating group material - Spruce a ac1
	



PRODUCT CODE	SLDCO1PS	SLDCO2PS
GEN1_L1K X DER1NL1K(MM)	3130X3155mm	3130x3435mm
B1R1M PRICE(EURO)	21,000.00	21,000.00

OUTDOOR SAUNAS

KUUSI BARREL SAUNA



Features

- Reasonable Delivered in a sized package, it easily fits into gardens of all sizes.
- Easy setup with 2 people.
- 2 seating sets (width 60 cm)
- 2 seats back 1 1
- "Floor grid 1 2 pieces
- "Roof 1 covering included, bitumen black roof 1 tile
- "Is1t1c1 safety seat
- "The wood-burning heater is ideal for use with a chimney and safety accessories.

Product details1

"The cabin is made of spruce wood, the planks are 40 mm thick (wall 44 mm), and the interior is made of poplar wood. The white LED bar is dimmable and 76 cm long."

"Transparent glass door made of 8 mm tempered glass" "Legs made of pressure-impregnated wood"

CODE	DIAMETER	LENGTH	UNIT PRICE (EURO)
SHKM 180 PS	180	220 cm	10,500.00
SHKM 220 PS	200	240 cm	11,500.00

KUIKKA SAUNA



Features

- "Harvia Kuikka is a traditional cabin sauna encompassing an authentic sauna experience. The front veranda area serves as a place to cool off after the sauna."
- "Black roof tiles are included. It is delivered as a complete sauna set."
- "Package includes: Harvia 20 pro, protective case wL550, protective bearing set wL 100 and flue 2000 mm or electric heater Senator (9kW) + control unit c150"

Product Details

"Manufactured from high-quality 45 mm thick Scandinavian spruce timber. Window material: Single glazing (4 mm tempered glass)."

"Door 1, Glass 1: Single glass (4 mm tempered glass)."

Wall Seating Set - Spruce		Bench seating set - Spruce
Code	Product	Unit Price
SO220E	Electric stove Kuikka	19,000.00
SO220V	Wood stove Kuikka	23,800.00

INFRARED SAUNAS

RADIANT INFRA



Features

- Single-person sauna.
 - Infrared panels are ready for instant temperature control.
 - Infrared radiation targeted from almost every direction.
 - To relieve muscle tension, use a mild, dry 1s1
- "A relaxing and quiet sauna, perfect for relaxation and meditation."

Product details¹

" 4 1s1tma eleman1.
 " 1 x rear wall panel 380 W " 2
 x side wall panels 380 K
 "1 x Countertop support panel 200 W"
 Built-in speakers

PRODUCT CODE	SGC0909BR	SGC1210BR
Width x Depth (mm)	900 x 900 mm	1200 x 1050 mm
Unit Price (Euro)	6,500.00	7,500.00

Vega Compact

HARVIA



EXPLANATION

Control panel included, but excluding the base. Single-phase or three-phase use. Made of stainless steel. (Base capacity 7kg)

	Code	Standard Package	Standard weight kg	Standard volume m ³	Unit Price EURO
3.5 kW	HCB350400S	1	-	-	650.00

VEGA Compact sauna heater

HARVIA



EXPLANATION

Control panel included, but not included. Single-phase or three-phase use. Made of stainless steel. (Take capacity 20kg)

	Code	Standard Package	Standard weight kg	Standard volume m ³	Unit Price EURO
4.5 kW	HCB450400S	1	-	-	720.00
6.0 kW	HCB600400S	1	-	-	750.00
9.0 kW	HCB900400S	1	-	-	830.00

VEGA sauna heater

HARVIA



EXPLANATION

Control panel and tray excluded. Single-phase or three-phase use. Made of stainless steel. (Trade tray capacity 20kg)

	Code	Standard Package	Standard weight kg	Standard volume m ³	Unit Price EURO
6.0 kW	HCBE600400S	1	-	-	700.00
9.0 kW	HCBE900400S	1	-	-	750.00

Delta sauna stove

HARVIA



EXPLANATION

Control panel included, but excluding the base. Single-phase or three-phase use. Made of stainless steel. (Base capacity 11kg)

	Code	Standard Package	Standard weight kg	Standard volume m ³	Unit Price EURO
2.3 kW	HD230400	1	-	-	725.00
3.6 kW	HD360400	1	-	-	750.00

SAUNA STOVES



The Wall model sauna stove

HARVIA

EXPLANATION

Control panel included, but not included. Single-phase or three-phase use. Made of stainless steel. (Take capacity 20kg)

	Code	Standard Package	Standard weight kg	Standard volume m ³	Unit Price EURO
4.5 kW	HSW 450400	1	-	-	920.00
8.0 kW	HSW 800400	1	-	-	990.00
6.0 kW	HSW 600400	1	-	-	950.00



Top Class Combi model sauna stove

HARVIA

EXPLANATION

Steam chamber, control panel and lid not included. Single-phase or three-phase use. Made of stainless steel. (Liquid capacity 20kg)

	Code	Standard Package	Standard weight kg	Standard volume m ³	Unit Price EURO
8.0 kW	HKSE800400	1	-	-	1,800.00
9.0 kW	HKSE900400	1	-	-	1,850.00



VEGA Pro sauna stove

HARVIA

EXPLANATION

Control panel and base excluded. Single-phase or three-phase use. Made of stainless steel. (Base capacity 50kg)
LIMITED STOCK.

	Code	Standard Package	Standard weight kg	Standard volume m ³	Unit Price EURO
10.5 kW	HCB105400S	1	-	-	1,600.00
13.5 kW	HCB135400S	1	-	-	1,720.00
16.5 kW	HCB165400S	1	-	-	1,950.00



CLUB sauna stove

HARVIA

Control panel and base excluded. Single-phase or three-phase use. Made of stainless steel. (Base capacity 60kg)

	Koüdl.	Standard Package	Standard weight kg	Standard volume m ³	Unit Price EURO
Excluding the control panel and trim. Made of stainless steel.					
13.5 kW	HRKG135400	1	-	-	2,000.00
15.0 kW	HRKG150400	1	-	-	2,300.00



CLUB PRO-E sauna heater

EXPLANATION

Control panel and tray excluded. Three-phase operation. Made of stainless steel. (Trade tray capacity 100kg)

	Code	Standard Package	Standard weight kg	Standard volume m ³	Unit Price EURO
20.0 kW	HRL200400	1	-	-	4,900.00
26.5 kW	HRL260400	1	-	-	6,150.00
33.0 kW	HRL330400	1	-	-	6,350.00



Cilindro sauna stove

EXPLANATION

Control panel included, but excluding the base. Single-phase or three-phase operation. Stainless steel housing. (Base capacity 80kg)

	Code	Standard Package	Standard weight kg	Standard volume m ³	Unit Price EURO
6.6 kW	HPC66400	1	-	-	1,250.00
9.0 kW	HPC900400	1	-	-	1,350.00



Cilindro-E sauna heater

EXPLANATION

Control panel and base excluded. Single-phase or three-phase operation. Stainless steel housing. (Base capacity 80-90kg)

	Code	Standard Package	Standard weight kg	Standard volume m ³	Unit Price EURO
6.8 kW	HPCE700400	1	-	-	1,050.00
9.0 kW	HPCE900400	1	-	-	1,100.00
10.8 kW	HPCE1104	1	-	-	1,600.00



Cilindro Pro-E sauna heater

EXPLANATION

Control panel and base excluded. Three-phase operation. Stainless steel housing. (Base capacity 140-200kg)

	Code	Standard Package	Standard weight kg	Standard volume m ³	Unit Price EURO
13.2 kW	HPCE100400	1	-	-	2,700.00
20 kW	HPCE165400	1	-	-	3,050.00

Control panels



EXPLANATION

		Code	Standard Package	Standard weight kg	Standard volume m ³	Unit Price EURO
C90	For 2.3 - 9 kW stoves	C090400	1	-	-	850.00
C150	For 2.3 - 17 kW stoves	C150400	1	-	-	950.00
C260-20	For 10.5 - 22 kW stoves	C26040020	1	-	-	2,800.00
C400 Pro -	For 40kW stoves	C400 vkk	1	-	-	3,200.00

Xenio control panels

EXPLANATION

		Code	Standard Package	Standard weight kg	Standard volume m ³	Unit Price EURO
CX110	For 2.3 - 11 kW stoves	CX110400	1	-	-	1,100.00
CX150	For 2.3 - 17 kW stoves	CX150400	1	-	-	1,750.00
CX180	Stoves up to 29 kW	CX180-45	1	-	-	2,400.00

The sauna door sensor or heater safety equipment is compatible and offers secure remote control. With the Xenio control panel and mobile device, you can control your sauna and see at a glance when it will reach the correct temperature for you. Compatible with electric heaters, max. 17 kW CX1104CXW

With the Xenio Combi CX110C WiFi control unit, you can control your sauna in a modern way. Use the MyHarvia mobile app to wirelessly control the functions of your sauna.

Compatible with conventional or steam combi boilers (max. 11 kW) or sauna steam units (max. 3.6 kW).

Sauna stove



EXPLANATION

		Code	Standard Package	Standard weight kg	Standard volume m ³	Unit Price EURO
Volcanic sauna bowl_1 (20 kg) (5-10 cm)	AC3000	1	-	-	70.00	
Volcanic sauna bowl_1 (20 kg) (10-15 cm)	AC3020	1	-	-	70.00	
White decorative sauna bowl_1 (20 kg)	AC4000	1	-	-	160.00	
Red granite sauna stone_1 (20kg)	AC5000	1	-	-	220.00	

Sauna scents



EXPLANATION

		Code	Standard Package	Standard weight kg	Standard volume m ³	Unit Price EURO
Eucalyptus sauna fragrance (5lt)	SAC25031	1	-	-	190.00	
Eucalyptus sauna fragrance (0.5lt)	SAC25011	1	-	-	55.00	
Lemon sauna fragrance (0.5lt) Hu_	SAC25012	1	-	-	55.00	
sauna fragrance (0.5lt)	SAC25013	1	-	-	55.00	
Pine sauna scent (0.5lt)	SAC25014	1	-	-	55.00	
Mint sauna scent (0.5lt)	SAC25017	1	-	-	55.00	
Apple sauna scent (0.5lt)	SAC25018	1	-	-	55.00	
Sauna cleaner (0.5lt)	SAC25040	1	-	-	55.00	



Sauna accessories

EXPLANATION

	Code	Standard Package	Standard weight kg	Standard volume m ³	Unit Price EURO
Sauna lamp1	SAS21060T	-	-	-	64.00
Luxury sauna lamp included	SAS21103	-	-	-	220.00
Stainless steel lamp accessory set, stainless steel sauna set.	SAS21101	-	-	-	170.00
(Bucket, ladle, thermometer/hydrometer)	SAS21106	-	-	-	230.00
SA006	SA006	-	-	-	410.00
Wooden bucket (4lt) with plastic container	SAC10003	-	-	-	145.00
Wooden bucket (7lt) with plastic container	SAC10107	-	-	-	155.00
Black bucket and ladle set (4lt)	SAC10111	-	-	-	220.00
Wooden ladle (36cm)	SAC10640	-	-	-	58.00
Wooden ladle (48cm)	SAC10650	-	-	-	73.00
Black thermometer/hygrometer	A-210-THS	-	-	-	280.00
Thermometer Ø110	SAC92000	-	-	-	130.00
Thermometer/hydrometer	SAS92300	-	-	-	140.00
Lux hourglass	SAC19800	-	-	-	130.00
Hourglass	SAC19900	-	-	-	95.00
Ventilation cover 1	SAS24200	-	-	-	80.00
Ventilation grille	SAS24300	-	-	-	80.00
Stainless steel sauna speaker Ø 8 cm	SACK08008	-	-	-	200.00
Sauna speaker Ø 16 cm	SACK08016	-	-	-	190.00
30 x 39 Ba_yast1 1 (Family)	SAS24000	-	-	-	100.00



SAS21060T



SAS21103



SAC92000



A-210-THS



SAS92300



SAC10107



SA006



SAC10111



SAC10101



SAC19900



SAC19800



SAC10640



SAS24300



SAS24200

SAUNA ACCESSORIES

Wooden framed glass sauna doors



D71901M

D71904M

Sauna pictures are a standard product.

It is not shown (some accessories can be added from the Accessory Summary table).

Please take the accessory codes into account when placing your order. take it.

	Code	Standard Package	Standard weight kg	Standard volume m ³	Unit Price EURO
Pine frame with bronze glass (Depth: 6cm)	D71901M	1	-	-	510.00
Pine frame with plain glass (Depth: 6cm)	D71904M	1	-	-	510.00
Alder framed flat glass (Depth: 6cm)	D71904L	1	-	-	570.00

NOTE: PLEASE INQUIRE ABOUT THE PRICE FOR D1 ER GLASS COLORS.

Aluminum framed

Sauna / Steam Room doors

	Code	Standard Package	Standard weight kg	Standard volume m ³	Unit Price EURO
Aluminum framed bronze glass sauna/ steam room door (Depth: 6 cm)	DA71901	1	-	-	990.00
Aluminum framed flat glass sauna/ steam room door (Depth: 6 cm)	DA71904	1	-	-	990.00
Aluminum framed bronze glass Decorative sauna/steam room door (Depth: 6 cm)	DA71901L	1	-	-	1,450.00

NOTE: PLEASE INQUIRE ABOUT THE PRICE FOR D1 ER GLASS COLORS.

Sauna ah_aplar1



Dimensions (mm)	Code	Standard Package	Standard weight kg	Standard volume m ³	Unit Price EURO
FINNISH GLASS PANELING (15*95) 2.1 m long	SAS1521EM	-	-	-	10.60
ASPEN WALL PANELING (15*70) 2.4 m long	1518HA24	-	-	-	11.80
ALDER WALL PANELING (15x18) 2.4 m long	1518LE24	-	-	-	10.50
THERMO ASPEN (18x85) 2.4 m long	1518LHA24	-	-	-	13.00
ASPEN SEATING SLADDING (15x70) 2.1 m long	1570HA21	-	-	-	16.00
ALDER SEATING SLADDING (15x70) 2.4 m long	SASX1304	-	-	-	14.00

Sauna water drain bucket



SAUNA WATER DRAIN BUCKET	393-A	-	-	-	370.00
--------------------------	-------	---	---	---	--------

STEAM ROOMS



STUD FARM


+ Straight lines, a measured and elegant design. AstralPool steam rooms offer the luxury of Italian design adapted to the most advanced technology on the market.

- Wall modules: Manufactured with double high-density expanded polystyrene panels on an anodized aluminum frame.
- Ceiling: Vaulted ceiling made of 3 mm black methacrylate modules, resting on anodized aluminum supports and compressed with multi-layered polyester resin.
- Starry Sky and seating group include alt1 perimeter LED.
- Black lacquered diffuser.
- Top and bottom rings: Anodized aluminum.
- Handle: Tubular, matte black painted stainless steel.
- Front covering: 10 mm laminated glass (5+5)
- Nilium (Group 2) seating sets covered with wide format porcelain.
- Radium (Group 2) wide-format porcelain-coated walls.
- 1 pouf is included.
- Door 1: 8 mm tempered glass, hinges anodized aluminum, matte black.
- Control panel: Ecotouch.
- The Starry Sky roof is included in the 1_1kland1rma package.
- The steam generator is included in the package. It has the appropriate power for the model. (optional: yumu_at1c1).
- One Aromatherapy essential oil is included (up to 4 essential oils can be selected upon request).

* May vary depending on the specific design.

Dimensions (mm)	Code	Unit Price EURO
Steam room1		
250 x 250 x 220	73925	LFS
300 x 250 x 220	73926	LFS
300 x 300 x 220	73927	LFS

SUTRA



+ Straight lines, a measured and elegant design. AstralPool steam rooms offer the luxury of Italian design adapted to the most advanced technology on the market.

- Wall modules: Manufactured with double high-density expanded polystyrene panels on an anodized aluminum frame.
- Ceiling: Vaulted ceiling made of 3 mm black methacrylate modules, resting on anodized aluminum supports and compressed with multi-layered polyester resin.
- Ceiling & seating area under-seat LED lighting.
- Black lacquered diffuser.
- Top and bottom rings: Anodized aluminum.
- Handle: Tubular, matte black painted stainless steel.
- Front covering: 10 mm laminated glass (5+5).
- Kairos (Group 3) seating groups covered with wide format porcelain.
- White solid surface walls.
- Door 1: Made of 8 mm tempered glass, hinges made of anodized aluminum. Width 90 cm*.
- Control panel: Ecotouch
- The steam generator is included in the package. It has the appropriate power for the model. (optional: yumu_at1c1).
- One Aromatherapy essential oil is included (up to 4 essential oils can be selected upon request).

* May vary depending on the specific design.

Dimensions (mm)	Code	Unit Price EURO
Steam room1		
250 x 200 x 220	73917	LFS
250 x 250 x 220	73918	LFS
300 x 250 x 220	73919	LFS
300 x 300 x 220	73920	LFS

STEAM ROOMS

SMSR




- Easy and quick installation
- Customize the look and feel of the entire setup to your liking.
- Add optional heating support for steam room benches.
- Durable yet lightweight construction
- The delivery includes only the spa module elements. Interior and exterior tiles, doors, or other features are not included.
- Steam room module thickness is 50 mm, without tiles.

Code	Dimensions (mm)	Unit Price (Euro)
SMSR1515	1500x1500x2250	7,000.00
SMSR1520	1500x2000x2250	7,500.00
SMSR2020	2000x2000x2250	5,400.00
SMSR2030	2000x3000x2250	10,100.00

ROUND WALLS

SMSC21



Harvia shower modules are uniquely designed concepts to enrich the shower experience. Harvia Circle is a shower arch that brings a wave-like water element to your decor. The semi-circular design creates a pleasant shower space, and the shower modules can easily be combined with impressive and functional schemes. The diameter and height of Harvia Circle can be customized to your needs and requirements. Harvia shower modules are easy to install and suitable for both homes and spas.

The delivery includes only the spa module elements. Interior and exterior tiles, doors, or other features are not included.

Code	Dimensions (mm)	Unit Price (Euro)
SMSC21	1180X1180X2100	1,800.00

SNAIL WALLS

SMSS21




Harvia shower modules are uniquely designed concepts to enrich the shower experience. The arch shape adds a wave-like water element to your decor. The semi-circular design creates a pleasant shower area, and the shower modules can easily be combined with impressive and functional schemes. The diameter and height of the Harvia Shower can be customized according to your needs and requirements. Harvia shower modules are easy to install and suitable for both homes and spas.

The delivery includes only the spa module elements. Interior and exterior tiles, doors, or other features are not included.

Code	Dimensions (mm)	Unit Price (Euro)
SMSS21	2095X2095X2100	4,800.00

SEATING SYSTEMS FOR STEAM CABINS

SMBB



Harvia spa benches are designed for optimum relaxation. The comfortable seat and high back create an experience that pleases your entire body. Thanks to their water-resistant and high-quality materials, the basic benches can be used indoors in spa and wellness centers, as well as outdoors in gardens, terraces, pools, etc., all year round. Harvia spa modules can also be customized to almost any need. Any shape and size according to customer needs and requirements.

The delivery includes only the spa module components. Interior and exterior tiles, doors, or other features are not included.

Code	Dimensions (mm)	Unit Price (Euro)
SMBB	1000X870X600	900.00
SMBB1	1000X1100X700	970.00
SMBB2	1000X1100X875	990.00
SMBB3	1000X521X523	730.00



BED-SHAPED SEATING GROUP

SMBC


Harvia spa benches are designed for optimum relaxation. The cushion is designed to support the body's natural shape, thus offering an extremely relaxing experience. Thanks to their water-resistant and high-quality materials, Harvia spa benches can be used all year round in spas and wellness centers, both indoors and outdoors, in gardens, terraces, pools, etc. Harvia spa modules are also customizable in almost any shape and size according to customer needs and requirements.

The delivery includes only the spa module components. Interior and exterior tiles, doors, or other features are not included.

Code	Dimensions (mm)	Unit Price (Euro)
SMBC	700X11867X958	2,450.00

SLEEP SEATING GROUP

SMBS



Harvia spa benches are designed for optimum relaxation. Adapting to the body's natural shape, these sleeping benches create a calming and truly dreamlike resting experience. Thanks to their water-resistant and high-quality materials, Harvia spa benches can be used year-round in spas and wellness centers, both indoors and outdoors (gardens, terraces, pools, etc.). Harvia spa modules are also customizable in almost any shape and size to meet customer needs and requirements.

The delivery includes only the spa module components. Interior and exterior tiles, doors, or other features are not included.

Code	Dimensions (mm)	Unit Price (Euro)
SMBS	700X 2050 X844	2,500.00

STEAM ROOM GENERATORS1

HARVIA HGX steam generators



EXPLANATION

Includes control panel, temperature probe and 1 steam nozzle.

	Code	Standard Package	Standard weight kg	Standard volume m ³	Unit Price EURO
4.5 kW, with Wi-Fi Control panel	HGX45XW	1	-	-	4,200.00
5.7 kW with Wi-Fi Control panel	HGX60XW	1	-	-	4,500.00
9.0 kW with Wi-Fi Control panel	HGX90XW	1	-	-	4,600.00
10.8 kW with Wi-Fi Control panel	HGX110XW	1	-	-	4,650.00
15.0 kW with Wi-Fi Control panel	HGX150XW	1	-	-	5,000.00

HARVIA HGD steam generators



EXPLANATION

Includes control panel, temperature probe and 1 steam nozzle.

	Code	Standard Package	Standard weight kg	Standard volume m ³	Unit Price EURO
6.0 kw, with Wi-Fi Control panel	HGD60XW	1	-	-	4,600.00
9.0 kW with Wi-Fi Control panel 11	HGD90XW	1	-	-	5,060.00
kW with Wi-Fi Control panel 15	HGD110XW	1	-	-	5,300.00
kW with Wi-Fi Control panel	HGD150XW	1	-	-	5,600.00

HARVIA HGP steam generators



EXPLANATION

The unit includes a control panel, temperature probe, one steam nozzle, automatic discharge valve, and odor pump.

	Code	Standard Package	Standard a 1r1k kg	Standard volume m ³	Unit Price EURO
21.6 kW	HGP22	1	-	-	9,500.00
30.0 kW	HGP30	1	-	-	10,100.00

Steam room accessories

	Code	Standard Package	Standard weight kg	Standard volume m ³	Unit Price EURO
Harvia Water Filter System M	HWF01M	1	-	-	1,050.00
Harvia Water Filter System XL	HWF01XL	1	-	-	1,500.00
Steam Nozzle	ZG500	1	-	-	145.00
Silent steam nozzle	ZG520	1	-	-	499.00
Automatic drain valve1	ZG700	1	-	-	964.00
Odor pump1	ZG900	1	-	-	884.00
Eucalyptus steam room fragrance (20lt)	SAC25082	1	-	-	580.00
Eucalyptus steam room fragrance (5lt)	SAC25080	1	-	-	220.00



HWF01M
HWF01XL



ZG500



ZG520



ZG900



ZG700

HYDROTHERAPY SYSTEMS

SANAMA SALT CHAMBER

- + Sanama features a modern design that combines natural wood with Himalayan salt*.
- + Premium finishes and exceptional detail make this product a must-have for any healthy living space.

	Code	Unit Price EURO
150 x 150 x 210 Sanama Salt Room1	65400S	LFS
150 x 218 x 210 Sanama Salt Room1	65401S	LFS
218 x 218 x 210 Sanama Salt Room1	65402S	LFS
286 x 318 x 210 Sanama Salt Room1	65403S	LFS

* Independent salt storage modules.

TECHNICAL SPECIFICATIONS

Code	Model	Dimensions	Cabinet Panels						
			Hemlock Plywood	Nordic Ldini	White pine	Thermo Aspen / Alder / Pine	Red cedar	Magnolia	Bench ah_ab1
65400S	Sanama Salt Room 1	150 x 150 x 210	Standard	N/A	N/A	N/A	N/A	N/A	Thermo Aspen
65401S		150 x 218 x 210							
65402S		218 x 218 x 210							
65403S		286 x 318 x 210							


SALT WALL

- + It's as simple as relaxing and breathing in a room with salt particles in the air.
- + AstralPool's salt walls are made from Himalayan salt blocks and built on a transparent methacrylate panel.
- + It is extremely easy to install and maintain. These walls feature LED backlighting. It can be combined with the Himalayan Cube.

Package Included:

- Mineral salt from Asia tu las1 200 x 100 x 25.
- _Transparent laminated glass 5+5.
- Profiled and diffused LED lighting.
- 12V power supply 1.
- Himalayan cube is not included in the package.

	Code	Unit Price EURO
Salt Wall1	73881	LFS

TECHNICAL SPECIFICATIONS

Code	Explanation	Dimension	Lighting
73881	Backlit salt wall	1 upon request /m ²	12V White Strip LED




STEAM ROOMS

- + Straight lines, simple and elegant design.
- + AstralPool's steam rooms offer bespoke designs adapted to the most advanced technology on the market. The use of prefabricated modules eliminates on-site construction problems and speeds up construction times, and can withstand the extreme humidity and temperature produced by the steam generator.
- + AstralPool's steam rooms are a complete solution that includes all the elements of a wet sauna (structure, framing, lighting, glazing, steam unit, coatings, etc.), either manufactured according to our standard models or adapted to the needs of each project.



STEAM ROOMS

ASANA




+ Straight lines, a measured and elegant design. AstralPool steam rooms offer the luxury of Italian design adapted to the most advanced technology on the market.

- Wall modules: Manufactured with double high-density expanded polystyrene panels on an anodized aluminum frame.
- Ceiling: Vaulted ceiling made of 3 mm black methacrylate modules, resting on anodized aluminum supports and compressed with multi-layer polyester resin sheets.
- Ceiling and seating area lower1 perimeter LED lights are included.
- Black lacquered diffuser.
- Top and bottom rings: Anodized aluminum.
- Handle: Tubular stainless steel, matte black.
- Front covering: 10 mm laminated glass (5 + 5).
- Slate black1 Sirius wide format porcelain covered1 seating groups1 (Group 1).
- Marble black Kelya (walls covered with large format porcelain. (Group 2).
- 2 poufs are included.
- Door 1: Made of 8 mm tempered glass, hinges made of anodized aluminum. Width 90 cm.
- Control panel: Ecotouch
- Including steam unit: Power according to model (request e ba l1: softener1).
- One Aromatherapy essential oil is included (up to 4 essential oils can be selected upon request).

* May vary depending on the specific design.

Dimensions (mm)	Code	Unit Price EURO
Steam room1		
200 x 200 x 220	73908	LFS
250 x 200 x 220	73909	LFS
250 x 250 x 220	73910	LFS
300 x 250 x 220	73911	LFS
300 x 300 x 220	73912	LFS

BANDHA



+ Straight lines, a measured and elegant design. AstralPool steam rooms offer the luxury of Italian design adapted to the most advanced technology on the market.

- Wall modules: Manufactured with a double layer of high-density expanded polystyrene panel on an anodized aluminum frame.
- Ceiling: Vaulted ceiling made of 3 mm white methacrylate modules, resting on anodized aluminum supports and stretched with multi-layered polyester resin.
- Ceiling and seating area lower1 perimeter LED lights are included.
- Stainless steel diffuser.
- Top and bottom rings: Anodized aluminum.
- Handle: Stainless steel pipe.
- Front covering: 10 mm laminated glass (5+5).
- Gada sand-colored wide-format porcelain-covered seating sets (Group 0).
- Gada sand-colored wide-format porcelain-covered walls (Group 0).
- 2 poufs are included in the package.
- Gada sand-colored sink is included.
- Door 1: 8 mm tempered glass, hinges anodized aluminum. Width 90cm*.
- Control panel: Ecotouch
- Steam group: Power according to model (Optional: yumu_at1c1).
- Aromatherapy includes one essential oil. (Optional: 4 essential oils).

* May vary depending on the specific design.

Dimensions (mm)	Code	Unit Price EURO
Steam room1		
250 x 200 x 220	73921	LFS
250 x 250 x 220	73922	LFS
300 x 250 x 220	73923	LFS
300 x 300 x 220	73924	LFS

ICE CABINS

- + Create unique and harmonious spaces with Ice Range.
- + AstralPool's ice chambers, which can withstand high humidity and temperature, feature compact ice blasting equipment that can create a wall of compact ice 5 to 10 cm thick via a programmed dosing system and cold production.
- + The prefabricated modular structure eliminates installation errors and offers a complete solution including all the elements you need (structure, framing, lighting, glazing, steam unit, cladding, etc.).
- + Choose the Standard model that best suits your project, or work with us to create your perfect custom cabin.



ICE CABINS

ASANA



+ Straight lines, measured and elegant design. AstralPool ice cabins provide the necessary temperature contrast in a wellness environment, in keeping with the aesthetics of your steam room.

- Wall modules: Manufactured with a double layer of high-density expanded polystyrene panel on an anodized aluminum frame.
- Aluminum frame with gas cooling coil system and water spray compressed ice wall.
- Sirius slate black wide format porcelain upholstered seating sets. (Group 1).
- Kelya black marble-colored large format porcelain-covered walls. (Group 2).
- Ceiling ice dispenser and ice tray are included.
- Ceiling: Vaulted ceiling made of 3 mm black methacrylate, resting on anodized aluminum support and stretched with multi-layered polyester resin layers.
- Top and bottom rings: Anodized aluminum.
- Handle: Matte black stainless steel tubing.
- Front coating: laminated glass (5+5) 10 mm.
- Door 1: 8 mm tempered glass, hinges matte black anodized aluminum, width 90cm*

* May vary depending on the specific design.

Dimensions (mm)	Code	Unit Price EURO
Ice cabinet		
250 x 200 x 220	73928	LFS
250 x 250 x 220	73929	LFS
300 x 250 x 220	73930	LFS
300 x 300 x 220	73931	LFS



BANDHA

+ Straight lines, measured and elegant design. AstralPool ice cabins provide the necessary temperature contrast in a wellness environment, in keeping with the aesthetics of your steam room.


- Wall modules: Manufactured with a double layer of high-density expanded polystyrene panel on an anodized aluminum frame.
- Aluminum frame with gas cooling coil system and water spray compressed ice wall.
- Gada sand-colored large format porcelain-covered seating sets. (Group 0).
- Gada sand-colored large format porcelain-covered walls. (Group 0).
- Wall-mounted ice dispenser and ice tray are included.
- Ceiling: The vaulted ceiling, made of 3 mm white methacrylate modules, rests on an anodized aluminum support and is reinforced with multi-layer polyester resin.
- Perimeter LED lighting under the seating areas.
- Top and bottom rings: Anodized aluminum.
- Handle: Stainless steel pipe.
- Front casing: 10mm laminated glass (5+5).
- Door 1: 8 mm tempered glass, hinges anodized aluminum. Width 90cm.

* May vary depending on the specific design.



Dimensions (mm)	Code	Unit Price EURO
Ice cabinet		
250 x 200 x 220	73883	LFS
250 x 250 x 220	73884	LFS
250 x 250 x 220	73885	LFS
300 x 250 x 220	73886	LFS
300 x 300 x 220	73931	LFS

CALA




✦ Straight lines, measured and elegant design. AstralPool ice cabins provide the necessary temperature contrast in a wellness environment, in keeping with the aesthetics of your steam room.

- Wall modules: Manufactured with a double layer of high-density expanded polystyrene panel on an anodized aluminum frame.
- Aluminum frame with gas cooling coil system and water spray compressed ice wall.
- Cretaceous grey wide format porcelain covered seating sets. (group 2)
- Walls covered with Cretaceous grey wide-format porcelain. (Group 2)
- Wall-mounted ice dispenser and ice tray are included.
- Ceiling: The vaulted ceiling, made of 3 mm black methacrylate modules, rests on an anodized aluminum support and is reinforced with multi-layer polyester resin.
- Perimeter LEDs are located under the benches.
- Top and bottom rings: Anodized aluminum.
- Handle: Stainless steel pipe.
- Front casing: 10mm laminated glass (5+5).
- Door 1: 8 mm tempered glass, hinges anodized aluminum. Width 90cm*

* May vary depending on the specific design.

Dimensions (mm)	Code	Unit Price EURO
Ice cabinet		
200 x 200 x 220	73932	LFS
250 x 200 x 220	73933	LFS
250 x 250 x 220	73934	LFS
300 x 250 x 220	73935	LFS
300 x 300 x 220	73936	LFS

STUD FARM



✦ Straight lines, measured and elegant design. AstralPool ice cabins provide the necessary temperature contrast in a wellness environment, in keeping with the aesthetics of your steam room.

- Wall modules: Manufactured with a double layer of high-density expanded polystyrene panel on an anodized aluminum frame.
- Aluminum frame with gas cooling coil system and water spray compressed ice wall.
- Nilium wide-format porcelain-covered seating sets (Group 2).
- Radium wide-format porcelain coated walls (Group 2).
- Ceiling ice fountain and ice reservoir
- Ceiling: The vaulted ceiling, made of 3 mm black methacrylate modules, rests on an anodized aluminum support and is reinforced with multi-layer polyester resin.
- Environmental protection was installed under the seating areas.
- Top and bottom rings: Anodized aluminum.
- Handle: Matte black stainless steel tubing.
- Front casing: 10mm laminated glass (5+5).
- Door 1: 8 mm tempered glass, hinges matte black anodized aluminum. Width 90cm*

* May vary depending on the specific design.

Dimensions (mm)	Code	Unit Price EURO
Ice cabinet		
250 x 200 x 220	73888	LFS
250 x 250 x 220	73889	LFS
300 x 250 x 220	73890	LFS
300 x 300 x 220	73891	LFS

ICE MACHINE KIT

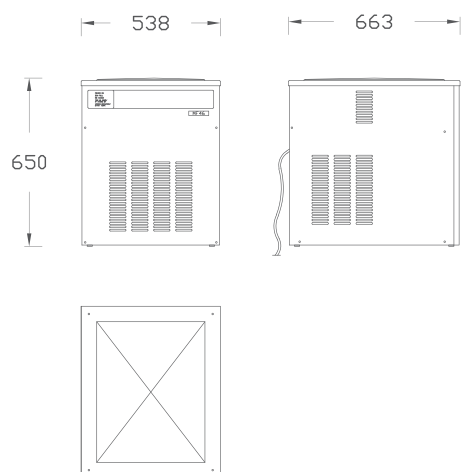


+ AstralPool's ice machine kit is a robust and efficient piece of equipment that includes everything you need to quickly set up and get the equipment up and running, from the ice crusher to the stainless steel dispenser.

- 1. Two versions are available:
Ceiling mounting with 1t1c1s1 and wall mounting with 1t1c1s1.

Ice machine kit	Code	Unit Price EURO
Ice fountain		
Ceiling ice fountain, stainless steel	73892	LFS
Ceiling ice fountain, matte black	73894	LFS
Wall ice fountain, stainless steel 220	73893	LFS
Wall ice fountain, matte black	73895	LFS

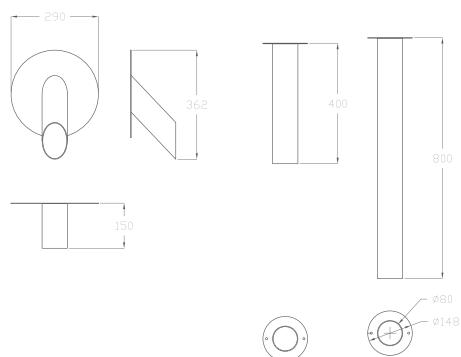
ICE MACHINE



ICE CRESCENT1

Wall

Ceiling



K1T 1ÇER1 1 - WALL


- Ice Machine 1 200 (kg/24h)
- The ceiling-mounted ice fountain measures 150 x 80 x 2 cm and is made of 316 stainless steel with a glossy or matte black finish.
- Wall-mounted photocell.
- Support brackets for ice makers.
- Ice level control equipment1.
- Ice compartment included.

K1T 1ÇER1 1 - CEILING


- Ice Machine 1 200 (kg/24h)
- The wall-mounted ice fountain measures 150 x 80 x 2 cm and is made of 316 stainless steel with a glossy or matte black finish.
- Wall-mounted photocell.
- Support brackets for ice makers.
- Ice level control equipment1.
- Ice compartment included.



Asana



Sutra



Stud farm



Brandha



Cala

ICE CONTAINER

+ With its clean and elegant lines, the AstralPool ice tray is the perfect complement to the ice maker kit.

+ With its design compatible with the steam rooms¹ and ice cabin series¹, it creates clean and homogeneous spaces.

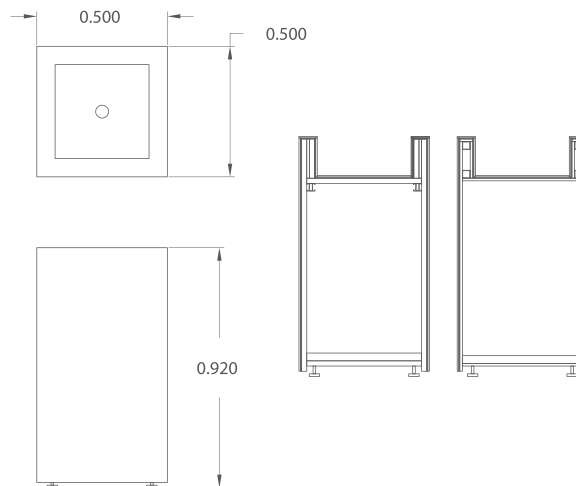
• Large format porcelain container. Anodized aluminum base ring. 20 liter capacity.

- ASANA: Sirius slate black¹ large format¹ porcelain coated¹ (Group 1).
- BANDHA: Covered with Gada sand color large format porcelain (Group 0).
- CALA: Covered with Creta grey wide-format porcelain (Group 2).
- HARA: Covered with Nilium large format porcelain (Group 2).
- SUTRA: Kairos is covered with large format porcelain (Group 3).

Ice machine kit	Code	Unit Price EURO
Ice fountain		
Asana	73896	LFS
Cala	73897	LFS
Sutra	73898	LFS
Bandha	73899	LFS
Stud farm	73900	LFS
Customizable	74034	LFS

The customizable option is available on any of the customizable coatings for the steam and ice chambers.

ICE CONTAINER1






SNOWPRO

- + Feel the gentle caress of Snowpro on your skin.
- + It produces top-quality natural snow and features advanced technology for use in ambient temperatures up to 45°C.
- + Combine Snowpro with a custom-built room for your project.
- + Allow yourself to be dominated by relaxation and calmness. The subtle contrast between warmth and texture transports you to a different world, a comfortable yet motivating place.

SNOWPRO	Code	Unit Price EURO
Snow machine1		
Snowfall 05L	73945	41,000.00
Snowfall 08W	73946	46,000.00
Snowfall 016W	73947	52,000.00
Snowfall 25W	73948	68,000.00
Snowfall 32W	73949	99,000.00

TECHNICAL SPECIFICATIONS

Model	Snowfall 05L	Snowfall 08W	Snowfall 16W	Snowfall 25W	Snowfall 32W
Code	73945	73946	73947	73948	73949
GENERAL					
Dimensions	650 x 650 x 437 mm	910 x 830 x 480 mm	910 x 830 x 480 mm	910 x 830 x 900 mm	2 x 910 x 830 x 480 mm 1 x 680 x 830 x 480 mm
Size (Condenser)	650 x 650 x 468 mm				
weight	80 kg	90 kg	90 kg	125 kg	190 kg
Cool down	Air	Water	Water	Water	Water
Ba lant1	230 V	230 V	230 V	400 V	400 V
Strength	0.9 kW / 3.4 A	0.9 kW / 7.2 A	1.1 kW / 7.2 A	2.4 kW / 4.5 A	2.8 kW / 5.1 A
PROFIT					
Quality	Do al	Do al	Do al	Do al	Do al
weight	Approximately 1k 140 kg/m ³	Approximately 1k 140 kg/m ³	Approximately 1k 140 kg/m ³	Approximately 1k 140 kg/m ³	Approximately 1k 140 kg/m ³
Ak1_	Approximately 1km 0.7m ³ /d	Approximately 1km 1.2m ³ /d	Approximately 1km 2.3m ³ /d	Approximately 1km 3.4m ³ /d	Approximately 1km 4.6m ³ /d
HEAT					
Snow scope1	Max. +45°C	Max. +45°C	Max. +45°C	Max. +45°C	Max. +45°C
Assembly section	Max. +35°C	Max. +35°C	Max. +35°C	Max. +35°C	Max. +35°C
OPTIONAL					
Snow / LED Lighting	Ü	Ü	Ü	Ü	Ü
Snow altitude sensor	Ü	Ü	Ü	Ü	Ü
Automatic on/off	Ü	Ü	Ü	Ü	Ü



CLASSIC LOUNGER

The classic Cleopatra-style model has a square base. The classic model is available in both heated (electrically operated) and non-heated versions. This model also offers flat or rounded base corner options.

Lounger kit contents:

- Lounger top piece.
- Lounger base.
- Assembly aids: Fiberglass adhesive tape 10 cm x 45 m (1 pc), mortar joint coating MJ-73 5 kg (1 pc) and AR-99 Reactive Adhesive 6 kg (1 pc)


Area to be covered:

- Flat/Rounded edge Lounger base: 1.5 m²
- Lounger (upper component): 2.5 m² (the unseen area directly above the base does not need to be tiled)

Technical specifications:

- Casing: High-density rigid expanded polystyrene (EPS) casing, CFC and HCFC-free according to EN 13163 and contains flame-retardant additive.
- Lounger installation kit included.

	Code	Unit Price EURO
Classic Lounger, flat corner base	67749	LFS
Classic Lounger, flat base with corners - electric heating.	67750	LFS
Classic Lounger, round base with corners. Sheet	67751	LFS
Classic Lounger, round base - electric heating.	67753	LFS



RETRO LOUNGER

The Retro model features a Cleopatra-style oval base. Both heated and non-heated versions of the Retro model are available.

Standard model

Lounger kit contents:

- Lounger top piece.
- Lounger base.
- Assembly aids: Fiberglass adhesive tape 10 cm x 45 m (1 pc), mortar joint coating MJ-73 5 kg (1 pc) and AR-99 Reactive Adhesive 6 kg (1 pc)

Electricity 1s1tma1 model

Lounger kit contents:

- 220 W/m² 1s1c1 integrated upper part.
- _ezlong taban1.

Installation aids:

- Yap1_t1r1c1 fiberglass tape 10 cm x 45 m (1 pc), mortar joint coating MJ-73 5 kg (1 pc) and AR-99 Reactive Adhesive 6 kg (1 pc)
- The 220V - 24V transformer will be placed in a separate room and can only supply 24V to the wet area. Thermostat and temperature probe.

	Code	Unit Price EURO
Retro Lounger	67754	LFS
Retro Lounger - electric 1s1tma1	67755	LFS




DESTINATION LOUNGER

The Destination Lounger allows you to relax and enjoy your pool. Elegant design and robust construction combine to give pool owners the opportunity to easily enhance their sunbathing area in terms of both view and comfort. Made using an advanced RTM manufacturing process, Destination Loungers are lightweight yet strong. The innovative design allows pool owners to easily fill it with water, but more importantly, they can easily remove the lounge from the sun rack when not in use by moving it to remove the water.

- Perfect for commercial use.
- For use around a pool with a water depth of up to 30 cm.
- High-quality RTM composite material
- UV protection against fading.
- Compatible with all pool types, including vinyl.
- Special colors and visual textures
- It is easy to drain and remove when not in use.



4 color options are available:




Solid Gray



Solid Tan



Starry Night



Seashell

	Code	Unit Price EURO
Destination Lounger – Solid Tan	DS-1-51	2,000.00
Destination Lounger – Solid Gray	DS-1-52	2,000.00
Destination Lounger – Starry Night	DS-1-60	2,200.00
Destination Lounger – Seashell	DS-1-61	2,200.00



SPÆCIAL RELAX SUNBED

Made entirely of Scandinavian spruce, it is specifically designed for wet areas (not recommended for outdoor use). This easily portable sun lounge comes in a wide range of colors.

Made entirely of Scandinavian spruce. Specifically designed for damp areas. Not recommended for outdoor use.

	Code	Unit Price EURO
Special Relax Lounger	44421	LFS
Spæcial Relax sun lounge cushion	44422	LFS



CALM CHAIR

The Calm chair for professionals is designed for long-term, continuous use. This chair, intended for strengthening and relaxation rooms, can be manufactured with infrared lamps to reduce localized muscle tension.

Material

- Edges: Made of birch plywood with phenolic resin backing for external protection (depending on the model)
- Wood: Made from Iroko.
- Chair legs: AISI 304 stainless steel rod, plastic support.
- Neck pillow (optional): fire-resistant Polyskin - M2 category.
- Lamp: Socket fixed to a 3mm HPL structure with a 3mm tempered glass protector.

Features

- Dimensions (mm): 1205 x 637 x 1298
- Power (kw): 0 / 0.4
- Models:
 - Standard
 - With 4 infrared lamps.
- Connection: 230 VI + Neutral

Electrical system

- Infrared lamp:
 - Model: PAR 38 IR Red
 - Power: 100 W
 - Lifespan: 5000 hours
- Control panel: Timer switch

	Code	Unit Price EURO
Calm - Relax Armchair with Infrared Lamp	73901	10,800.00

